



Motability

The leading car scheme for disabled people



car price guide

APRIL – JUNE 2008

Competitive prices: a selection of some of the cars and prices available on the Motability Scheme. To see the entire range use the Searchable Price Guide at www.motability.co.uk

Affordability with Motability



This Car Price Guide lists a selection of the 3,000 plus cars available to lease through the Motability Car Scheme. You'll find that your weekly mobility allowance alone will cover the cost of a wide range of vehicles, from nippy hatchbacks for city driving, to automatic saloons with ample storage space. Pay a little more up front (by making what we call an 'advance payment') and you will find your choice expands to encompass a huge selection of makes and models to suit all pockets.

Motability car prices are updated every quarter to allow us to offer our customers the best deals available from each manufacturer. The prices in this guide are for applications submitted online through your Motability dealership between 1 April and 30 June 2008. We offer a firm 'price guarantee', meaning that the price you agree with your dealer is the price you pay – even if our prices change before you collect your new car.

Offering greater choice and better value than ever, there has never been a better time to choose Motability, it's your worry-free route to maximising your mobility. For more information on any aspect of the Scheme visit www.motability.co.uk or call 0845 456 4566

A car to suit your lifestyle

With over 3,000 cars available from all the major manufacturers, the choice can seem overwhelming. To help you narrow your selection down, there are a few things you may want to consider:

Price

We offer more than 250 cars available to drive away at no more than the cost of your weekly mobility allowance, or as we

call it, 'nil' advance payment (AP). If you can afford to pay a little more, you can increase your choice to a wider selection of models. Advance payments are payable in one lump sum to your dealer at the start of your lease and it covers the difference between the amount your allowance covers over the three year agreement period, and the overall cost of the car you choose.

Suitability

Cars vary considerably in measurements; seat height, door opening angle and the space to store wheelchairs can all make the difference between a car that is suitable and a car that is neither enjoyable nor comfortable to drive. Information on the accessibility of many cars featured on the Scheme can be found at www.motability.co.uk. Many of our customers prefer to choose automatic transmission – speak to your dealer or download the factsheet from our website to find out more about the various transmission options available.



Got a question?

Ask Mo

Mo is our online assistant who can answer any queries you have. Go to our website, www.motability.co.uk, click on the Ask Mo button on the right hand side of your screen and type your question.

Introducing the Motability Scheme

The Motability Car Scheme enables you to use your mobility allowance to lease a car through our “all inclusive” package, which includes:

- Insurance
- Servicing and maintenance
- RAC breakdown cover
- Free replacement tyres
- Window or windscreen repair or replacement.

You may also use your allowance to buy a new or used car through our Hire Purchase Scheme.

For full information on the Car Scheme visit our website, www.motability.co.uk, or contact us on **0800 093 1000** (lines are open daily 8am to 8pm) for a copy of our information guide ‘it’s easy’ and introductory DVD.

Who are Motability Operations?

Motability Operations is the company responsible for finance, administration and maintenance of Motability Scheme cars and with over 475,000 customers we operate the largest fleet of lease cars in the UK. In fact, one in every 14 new cars sold in the UK goes to a Motability customer. Our credentials as the largest UK fleet operator means that you can be confident of getting the widest choice at the most affordable prices.

Remember to take a test drive, our customers regularly tell us that comparing several cars is extremely helpful!

Insurance

As is common with many insurance policies, if yourself or any of your proposed drivers are aged under 25 (or if you add drivers aged under 25 during your three year agreement), restrictions and higher excesses are applied (as shown in the table below). Please check carefully with your dealer to ensure any car you are considering is suitable, and ask about PASS PLUS training to reduce the excess for under 25s.

Fuel Consumption

Fuel costs can vary significantly depending on how many miles per gallon (mpg) your car achieves. Consider your lifestyle and how many miles you drive; cars with a higher mpg cost less to run and are often more environmentally friendly. This price guide gives both mpg and average annual fuel costs to help you calculate potential fuel costs.

Adaptations:

Some of the most popular adaptations are available through the Motability Car Scheme at no additional cost. Simple adaptations that assist with speed and steering; signalling and safety; stowage systems; and seating and access are all available through the Motability Managed Adaptations Programme. For more information on adaptations download

our brochure ‘make it yours’ from www.motability.co.uk.

Wheelchair Accessible Vehicles (WAVs):

There are now more than 500 WAVs on the Car Scheme, and over 20 are available at nil advance payment. We also offer 12 drive-from-wheelchair vehicles on the Scheme.

Standard Excess		
Driver Age	Current	Upon completion of PASS PLUS*
16 to 20	£450	£300
21 to 24	£300	£200
25 or over holding a provisional licence or having held a full licence for < 12months	£100	£100
Experienced and 25 or over	£75	£75

* Motability funds additional driver training (PASS PLUS) for drivers aged between 16 and 24 on new Contract Hire Agreements. Your dealer will ask you about this when you apply for a car and arrange for AA driving school to contact you.

How to use this price guide

- 1 DLA/WPMS: the cost of each car on the Scheme may differ depending on whether you receive the Higher Rate Mobility Component (HRMC) of the Disability Living Allowance (DLA) or the War Pensioners' Mobility Supplement (WPMS).
- 2 Advance Payment (AP): the non-refundable amount payable up front to your dealer in addition to your weekly mobility allowance. The amount of the AP depends on the car and ranges from "nil" to several thousand pounds.
- 3 Weekly Rental: shows the relevant amount of your allowance (either DLA or WPMS) that will be paid to Motability Operations each week. **T/A denotes "Total Allowance" and means that the total amount of the higher rate mobility allowance**

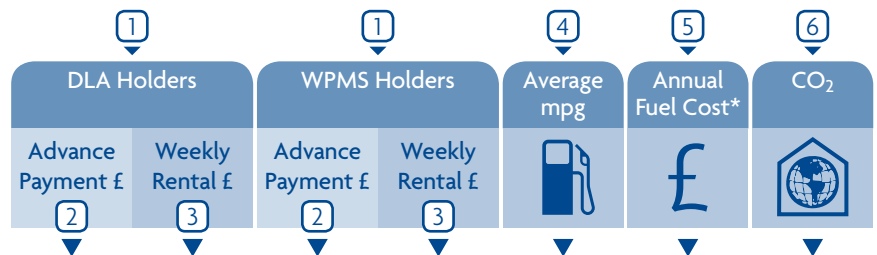
is payable in exchange for your car (from 7 April 2008 T/A is £46.75 for HRMC of DLA and £52.25 for WPMS).

Where T/A is payable, any increases in the allowance are factored into the total cost of the lease and will be paid directly to Motability Operations. However, where the weekly rental is fixed and is less than the total allowance, the actual fixed weekly payment is shown and any increases in your allowance will not be paid to Motability Operations.

- 4 Average mpg: using independent data, this figure shows the average number of miles a car can travel for every gallon of fuel. Miles per gallon depends on the driving conditions, i.e. whether the car is being driven in an urban environment or on motorways. Fuel consumption figures are for comparison purposes and

will not necessarily be the same as the fuel consumption actually achieved.

- 5 Annual Fuel Cost: based on the average annual mileage driven by Motability customers (8,300) divided by the miles per gallon stated for the car, multiplied by the average cost per gallon of fuel (diesel or petrol), taken from the AA fuel price report. This figure gives an approximate annual fuel cost for comparison purposes only.
- 6 CO₂ emissions: all cars sold within the EU are subject to exhaust emission tests. Test results are given as an emission level in grammes per kilometre travelled. Cars with an emission level of 120g/km or less are considered low emission models. Emission levels given in this guide are based on industry standard data.



FORD				T 0845 6040 019 • www.ford.co.uk/motability			
Model	DLA Holders Advance Payment £	DLA Holders Weekly Rental £	WPMS Holders Advance Payment £	WPMS Holders Weekly Rental £	Average mpg	Annual Fuel Cost*	CO ₂
Ka 1.3 70 Zetec Climate 3d HB MP	NIL	T/A	NIL	46.22	43.5	880	154
Fiesta 1.6 100 Style Climate 5d AT MP	NIL	T/A	NIL	46.20	38.2	1,003	176
Fiesta 1.4 80 Ghia 5d MP	200	T/A	NIL	47.60	45.6	840	147

The small print:

- This price guide should be read in conjunction with the 'it's easy' application guide or 'Driving Choices' renewal newsletter.
- This guide contains only a selection of cars available on the Scheme. To search the full database of over 3,000 cars available on the Scheme use the 'Searchable Price Guide' at www.motability.co.uk.
- All cars are subject to availability.
- The Contract Hire prices contained within this guide are subject to change on a quarterly basis.

- An explanation of the model description abbreviations can be found on the back cover of this price guide.
- Insurance and loss and damage protection is included in the Contract Hire Scheme, however, if you have an accident and you are at fault, you will be asked to pay an excess. Full insurance details are available on request and are provided in the Cover Booklet supplied with your Motability car.
- The Contract Hire Scheme package comes with a mileage allowance of 60,000 for three year contracts and 100,000 for five year WAV agreements. If you go over this amount, you will be

- charged 5p for each extra mile.
- The terms, conditions and prices set out in this price guide are correct at the time of going to print, but may be subject to adjustment or withdrawal in the event of any changes taking place which affect the cost of the provision of the Contract Hire agreement, Hire Purchase agreement or vehicle availability.
- For full terms and conditions of the Car Scheme please contact our Customer Services team on 0845 456 4566 (lines are open Monday to Friday 8.30am to 5.30pm). Calls may be recorded and monitored to improve customer service.



Competitive Offers by Vehicle Category

Low Emissions

Motability recognises that we each have our part to play in minimising the environmental impact of our motoring and we are continually working to make the Scheme as green as possible by increasing the “greener” choices available to our customers. Each car gives off varying levels of different exhaust emissions, and all new cars are tested and given a Carbon Dioxide (CO₂) emission level in grammes per kilometre (g/km) travelled. The European Union made a commitment, as part of the Kyoto Protocol on climate change, to

reduce CO₂ emissions to an average of 130g/km by 2012. In line with banding introduced by the government and adopted by car manufacturers, cars with a carbon dioxide emission level of 120g/km or less are considered low emission models, and currently there are around 150 available through the Motability Car Scheme. Lower emission models are clearly identified in this Car Price Guide and are shaded green for easy reference. Below you will find a selection of our low emission cars, those at or under 120g/km, and the following

pages feature a selection of lowest in class models. Many of the low emission cars are generally either smaller or diesel models, however, Motability recognises that one size most definitely does not fit all, and we therefore offer greener choices for all class of vehicle. With emission levels differing by up to 55g/km between various small family cars and 70g/km between MPVs, your choice of car model could make a significant difference in your environmental impact. You'll find the lowest emission level cars for each class shaded in green over the next few pages.

DLA Holders		WPMS Holders		Average mpg	Annual Fuel Cost*	CO ₂
Advance Payment £	Weekly Rental £	Advance Payment £	Weekly Rental £		£	

LOW EMISSION CARS (emissions of 120g/km or below)



This section shows a selection of cars which have lower levels of CO₂. All cars shown have emissions of 120 grammes per kilometre or below and have been sorted to show those with the lowest level of emissions at the top of the list.

Volkswagen Polo 1.4TD BlueMotion! 3d HB MP	2,860	T/A	2,029	T/A	74.3	555	99
MINI 1.6TD Cooper D 3d Pepper AC	2,565	T/A	1,734	T/A	72.4	570	104
Toyota Prius T3 Hybrid 1.5 VVT-i 5d CVT MP	2,795	T/A	1,964	T/A	65.7	597	104
Citroen C1 1.0i Vibe 5d HB MP	NIL	41.00	NIL	40.95	61.4	639	109
Toyota Aygo + 3d 1.0 MP	NIL	43.50	NIL	43.45	61.4	639	109
Honda Civic 1.4 IMA Hybrid ES 4d CVT MP	3,817	T/A	2,986	T/A	61.4	639	109
smart fortwo Coupe 1.0 Passion 71 AT MP	NIL	45.81	NIL	45.76	60.1	653	112
Fiat Panda 1.3JTD Multijet Dynamic 5d MP	NIL	43.86	NIL	43.81	65.7	628	114
Citroen C3 1.4HDi Vibe 5d HB MP	NIL	T/A	NIL	47.98	64.2	642	115
Ford Fiesta 1.6TD 90 Zetec Climate 3d MP	300	T/A	NIL	50.04	64.2	642	116
Kia Picanto 1.0 5d MP	NIL	43.86	NIL	43.81	57.6	681	117
Peugeot 207 HB 1.4HDI 70 S 5d AC MP	NIL	T/A	NIL	47.98	64.2	642	117
Renault Clio Dynamique 1.5dCi 86 3d AC MP	295	T/A	NIL	50.01	64.2	642	117
Renault New Megane ST Expression 1.5dCi 86 MP	895	T/A	58	T/A	64.2	642	117
Daihatsu New Sirion 1.0 SE 5d MP	NIL	T/A	NIL	48.00	56.5	695	118
Hyundai Getz 1.5CRTD GSi HB 5d MP	375	T/A	NIL	50.57	62.8	657	118
Ford Focus 1.6TDCi 90 Style 5d HB MP	400	T/A	NIL	50.70	62.7	658	118
Fiat Grande Punto 1.3 16v Multijet 75 Active 5d MP 07	NIL	T/A	NIL	47.98	62.8	657	119
Vauxhall Corsa 1.3CDTi 75 Club 3d AC HB MP	NIL	T/A	NIL	47.98	62.8	657	119
Fiat 500 1.2 POP Special 3d AC	99	T/A	NIL	48.68	55.4	708	119
Ford Fusion 1.6TD 90 Zetec Climate MP	300	T/A	NIL	50.03	62.8	657	119
Audi A3 1.9TDI Special Edition HB 3d MP	1,399	T/A	566	T/A	62.7	658	119
BMW 118d ES 5d HB MP	2,799	T/A	1,966	T/A	62.8	657	119

T/A denotes Total Allowance – please see page 4 for more details

* Please see notes on page 4 for more details on Annual Fuel Cost calculation



This Car Price Guide is a selection of the best value cars from over 3,000 available on the Motability Contract Hire Scheme. For more information about other available models, please contact your local Motability dealer or visit our website, www.motability.co.uk

DLA Holders		WPMS Holders		Average mpg	Annual Fuel Cost*	CO ₂
Advance Payment £	Weekly Rental £	Advance Payment £	Weekly Rental £		£	



2-3 DOOR SMALL							
Citroen C1 1.0i Code 3d HB MP	NIL	42.00	NIL	41.94	61.4	639	109
Toyota Aygo + 3d 1.0 MP	NIL	43.50	NIL	43.45	61.4	639	109
Nissan Micra 1.2 16v 79 Acenta + 3d MP	NIL	39.28	NIL	39.23	47.9	819	139
Volkswagen Fox 1.2 HB 3d MP	NIL	42.46	NIL	42.41	46.3	848	144
Volkswagen Polo 1.2 70 E 3d MP	NIL	42.50	NIL	42.46	48.7	806	138
Citroen C2 2 1.4i SX 3d HB E4 MP	NIL	44.00	NIL	43.93	47.1	833	143
Vauxhall Corsa 1.0 Life 3d AC HB MP	NIL	44.75	NIL	44.69	50.4	779	134
Fiat Grande Punto 1.2 Active AC 3d MP 07	NIL	45.54	NIL	45.47	47.9	819	139
Hyundai Getz 1.4 GSi 3d HB MP	NIL	46.75	NIL	46.69	47.1	833	141
Suzuki Swift 1.3 GL 3d MP	NIL	46.75	NIL	46.69	48.7	806	140
Peugeot 207 HB 1.4HDI 70 S 3d AC MP	NIL	T/A	NIL	47.99	64.2	642	117
Toyota Yaris T3 3d 1.3 VVT-i MP	NIL	T/A	NIL	47.99	47.1	833	141
Ford Ka 1.3 70 Zetec Climate 3d HB MP	NIL	T/A	NIL	47.99	43.5	902	154
Ford Fiesta 1.25 75 Style Climate 3d MP	NIL	T/A	NIL	47.98	47.1	833	142
Renault Clio 1.2 16v 75 Expression 3d AC MP	NIL	T/A	NIL	47.99	47.9	819	139
Renault Twingo GT 1.2 TCE 100 3d MP	NIL	T/A	NIL	47.99	47.8	821	140
Peugeot 107 1.0 Sport XS 3d MP	NIL	T/A	NIL	48.00	61.4	639	109

4-5 DOOR SMALL							
Citroen C1 1.0i Vibe 5d HB MP	NIL	41.00	NIL	40.95	61.4	639	109
Toyota Aygo + 5d 1.0 MP	NIL	44.12	NIL	44.07	61.4	639	109
Fiat Panda 1.1 Active 5d HB MP 05	NIL	35.53	NIL	35.49	49.6	791	135
Chevrolet Matiz 0.8 S HB 5d MP	NIL	36.99	NIL	36.94	54.3	723	127
Chevrolet Kalos 1.2 SE AC HB 5d MP	NIL	40.50	NIL	40.43	44.1	890	153
Volkswagen Polo 1.2 70 E 5d MP	NIL	42.50	NIL	42.45	48.7	806	138
Nissan Micra 1.2 16v 79 Tekna 5d MP	NIL	43.76	NIL	43.69	47.9	819	139
Fiat Grande Punto 1.4 Active Sport 5d MP 07	NIL	45.58	NIL	45.52	47.9	819	139
Kia Picanto 2 1.1 5d MP	NIL	45.86	NIL	45.81	53.3	736	126
Citroen C1 1.4HDI Rhythm 5d HB MP	NIL	46.15	NIL	46.09	67.2	614	109
Proton Savvy 1.2 5dr Style MP	NIL	46.15	NIL	46.10	49.6	791	134
Skoda Fabia 1.2 12v 70 2 5d HB MP	NIL	46.75	NIL	46.69	47.9	819	140
Vauxhall Corsa 1.0 Life 5d AC HB MP	NIL	46.75	NIL	46.68	50.4	779	134
Honda Jazz 1.4i-DSI SE HB 5d MP	NIL	T/A	NIL	47.99	49.6	791	137
Ford Fusion 1.4 80 Style Climate MP	NIL	T/A	NIL	47.97	43.5	902	154
Hyundai Getz 1.4 CDX HB 5d MP	NIL	T/A	NIL	47.99	47.1	833	141
Peugeot 207 HB 1.4HDI 70 S 5d AC MP	NIL	T/A	NIL	47.98	64.2	642	117
Toyota Yaris T3 5d 1.3 VVT-i MP	NIL	T/A	NIL	47.99	47.1	833	141
Mazda2 1.3 TS AC 5d MP	NIL	T/A	NIL	48.00	52.3	750	129
Suzuki Swift 1.3 GL 5d MP	NIL	T/A	NIL	47.98	48.7	806	140
Ford Fiesta 1.25 75 Style Climate 5d MP	NIL	T/A	NIL	47.98	47.1	833	142
Renault Clio 1.2 16v 75 Expression 5d AC MP	NIL	T/A	NIL	47.98	47.9	819	139
Vauxhall New Agila 1.0i 12v Club 5d AC MP	NIL	T/A	NIL	47.99	56.5	695	120

DLA Holders		WPMS Holders		Average mpg	Annual Fuel Cost*	CO ₂
Advance Payment £	Weekly Rental £	Advance Payment £	Weekly Rental £		£	

SMALL AUTOMATIC/CVT/SEMI-AUTOMATIC/AUTO-CLUTCH

Peugeot 107 1.0 Urban 2Tronic 5d MP	NIL	T/A	NIL	47.99	61.4	639	109
Toyota Aygo + 5d 1.0 MMT AC MP	NIL	T/A	NIL	48.00	61.4	639	109
Fiat Panda 1.2 Dynamic Seq MP 05	NIL	40.79	NIL	40.74	52.3	750	127
Chevrolet Matiz 0.8 SE HB 5d AT MP	NIL	42.99	NIL	42.93	49.6	791	136
Nissan Micra 1.4 16v Acenta+ 3d AT MP	NIL	45.00	NIL	44.94	41.5	946	163
Kia Picanto 2 1.1 5d AT MP	NIL	45.98	NIL	45.92	47.1	833	143
Proton Savvy 1.2 5dr Style AMT MP	NIL	46.75	NIL	46.69	49.6	791	134
Ford Fiesta 1.6 100 Style Climate 5d AT MP	NIL	T/A	NIL	47.97	38.2	1,027	176
Chevrolet Kalos 1.4 SX 5d HB AT MP	NIL	T/A	NIL	47.97	39.7	988	169
Fiat Grande Punto 1.4 Eleganza Dualogic 5d MP 07	NIL	T/A	NIL	47.97	49.6	791	134
Ford Fusion 1.4 80 Style Climate Durashift MP	NIL	T/A	NIL	47.97	45.6	861	148
Hyundai Getz 1.4 CDX HB 5d AT MP	NIL	T/A	NIL	47.98	42.2	930	159
Vauxhall Corsa 1.4 Club 5d AT AC HB MP	NIL	T/A	NIL	47.98	40.9	959	166
Volkswagen Polo 1.4 80 Match 5d AT MP	NIL	T/A	NIL	48.00	40.9	959	165
Daihatsu New Sirion 1.3 SE 5d AT MP	NIL	T/A	NIL	47.99	44.1	890	151
Vauxhall New Agila 1.2i 16v Club 5d AC AT MP	49	T/A	NIL	48.32	47.9	819	142
Renault Clio 1.6 111 Expression 3d AT AC MP	95	T/A	NIL	48.63	37.7	1,041	179



SMALL FAMILY & SMALL MPV AUTOMATIC/CVT/SEMI-AUTOMATIC/AUTO-CLUTCH

Mitsubishi Colt 1.5Di-D CZ2 HB 5d AT MP	NIL	T/A	NIL	47.98	61.4	672	121
Toyota Prius T3 Hybrid 1.5 VVT-i 5d CVT MP	2,795	T/A	1,964	T/A	65.7	597	104
Vauxhall Astra Life 1.8i 16v VVT 5d AC AT MP	NIL	T/A	NIL	47.94	36.2	1,084	186
Chevrolet Lacetti 1.6 SX HB 5d AT MP	NIL	T/A	NIL	47.96	34.9	1,124	195
Citroen C4 1.6i 16v SX AT 5d HB E4 MP	NIL	T/A	NIL	47.95	37.2	1,055	180
Renault New Megane SH Dynamique 1.6 VVT 111 AT MP	NIL	T/A	NIL	47.95	36.7	1,069	184
Renault New Megane HB Dynamique 1.6 VVT 111 AT MP	NIL	T/A	NIL	47.95	36.7	1,069	184
Skoda Roomster 2 1.6 16v 105 5d TIP MP	NIL	T/A	NIL	47.98	36.7	1,069	185
Kia cee'd 1.6 GS HB 5d AT MP	NIL	T/A	NIL	47.97	40.9	959	165
Kia Rio 1.4 GS HB 5d AT MP	NIL	T/A	NIL	47.99	39.2	1,001	171
Mitsubishi Colt 1.3 CZ2 HB 5d AT MP	NIL	T/A	NIL	47.98	48.7	806	138
Nissan Note 1.6 16v Acenta R 5d AT MP	99	T/A	NIL	48.65	41.5	946	159
Ford Focus 1.6 100 Style AT 5d HB MP	200	T/A	NIL	49.32	36.7	1,069	184
Renault Modus II 1.6 111 Dynamique 5d AT MP	495	T/A	NIL	51.38	37.7	1,041	185
Renault Kangoo 1.6 16v Expression AT MP 06	495	T/A	NIL	51.37	35.3	1,112	190
Ford New C-MAX 2.0 145 Zetec 5d AT MP	550	T/A	NIL	51.72	34.9	1,124	194
Renault Grand Modus 1.6 111 Dynamique 5d AT MP	595	T/A	NIL	52.06	37.1	1,058	179
SEAT Ibiza 1.4 Stylance 3d AT HB MP	599	T/A	NIL	52.11	N/A	N/A	N/A
Peugeot 308 1.6VTi S 5d AT HB MP	649	T/A	24	52.25	38.7	1,014	174
Renault Scenic 1.6 VVT Dynamique AT MP	695	T/A	68	52.25	35.3	1,112	191
Vauxhall Zafira 1.9CDT 120 Exclusiv MPV AT MP	699	T/A	74	52.25	39.2	1,052	194
Daihatsu Materia 1.5 MPV 5d AT MP	750	T/A	128	52.25	37.7	1,041	176
Citroen Grand C4 Picasso 2.0 143 VTR+ EGS 7st MP	895	T/A	58	T/A	35.3	1,112	190
Hyundai i30 1.6 Comfort 5d HB AT MP	995	T/A	160	T/A	N/A	N/A	N/A
Renault Grand Scenic 2.0 VVT Dynamique 7st AT MP	995	T/A	155	T/A	32.8	1,196	205

T/A denotes Total Allowance – please see page 4 for more details

* Please see notes on page 4 for more details on Annual Fuel Cost calculation

This Car Price Guide is a selection of the best value cars from over 3,000 available on the Motability Contract Hire Scheme. For more information about other available models, please contact your local Motability dealer or visit our website, www.motability.co.uk



DLA Holders		WPMS Holders		Average mpg	Annual Fuel Cost*	CO ₂
Advance Payment £	Weekly Rental £	Advance Payment £	Weekly Rental £		£	

2-3 DOOR SMALL FAMILY							
Renault New Megane SH Dynamique 1.5dCi 86 MP	595	T/A	NIL	52.05	64.2	642	117
Audi A3 1.9TDI Special Edition HB 3d MP	1,399	T/A	566	T/A	62.7	658	119
Mitsubishi Colt 1.1 CZ1 74bhp HB 3d AC MP	NIL	43.45	NIL	43.40	51.4	763	130
Ford Focus 1.6 100 Style 3d HB MP	NIL	T/A	NIL	47.96	42.2	930	159
Renault New Megane SH Dynamique 1.6 VVT 111 MP	NIL	T/A	NIL	47.96	40.9	959	164
Peugeot 308 HB 1.4 VTI 95 S 3d MP	NIL	T/A	NIL	47.97	43.5	902	155
Volkswagen Golf V 1.9TDI S 105 3d HB MP	199	T/A	NIL	49.36	56.5	730	132
Citroen C4 1.6i 16v VTR+ Coupe 3d E4 MP	199	T/A	NIL	49.32	39.8	986	169
Vauxhall Astra Design 1.6 115 3d HB MP	249	T/A	NIL	49.66	43.5	902	155
Mitsubishi Colt 1.5Di-D CZ3 94 HB 3d MP	468	T/A	NIL	51.22	58.9	700	126
Toyota Auris 1.4 T2 3d HB MP	645	T/A	25	52.25	40.9	959	163
Audi A3 1.6 Special Edition HB 3d MP	799	T/A	179	52.25	39.8	986	169

4-5 DOOR SMALL FAMILY							
Renault New Megane HB Dynamique 1.5dCi 86 MP	595	T/A	NIL	52.05	64.2	642	117
Ford Focus 1.6TDCi 90 Style 5d HB MP	400	T/A	NIL	50.70	62.7	658	118
Chevrolet Lacetti 1.4 SE AC HB 5d MP	NIL	43.99	NIL	43.91	39.2	1,001	171
Mitsubishi Colt 1.1 CZ1 74 HB 5d AC MP	NIL	46.15	NIL	46.11	51.4	763	130
SEAT Ibiza 1.2 12v 70 Reference 5d MP	NIL	46.75	NIL	46.69	N/A	N/A	N/A
Ford Focus 1.8 125 Style 5d HB MP	NIL	T/A	NIL	47.95	40.3	974	167
Kia cee'd 1.6 GS HB 5d MP	NIL	T/A	NIL	47.97	44.1	890	152
Citroen C4 1.6i 16v SX 5d HB E4 MP	NIL	T/A	NIL	47.96	40.9	959	169
Renault New Megane HB Dynamique 1.6 VVT 111 MP	NIL	T/A	NIL	47.96	39.2	1,001	164
Vauxhall Astra Life 1.6 115 5d AC HB MP	NIL	T/A	NIL	47.95	N/A	N/A	155
Fiat Bravo 1.4 Active 5d MP	NIL	T/A	NIL	47.97	35.3	1,112	158
Peugeot 308 HB 1.4 VTI 95 S 5d MP	NIL	T/A	NIL	47.96	36.2	1,139	155
Volkswagen Golf V 1.9TDI S 105 5d HB MP	199	T/A	NIL	49.36	56.5	730	132

COUPE/CONVERTIBLE							
smart fortwo Coupe 1.0 Passion 71 AT MP	NIL	45.81	NIL	45.76	60.1	653	112
Volvo C30 1.6D Sport R-Design 2d MP	1,049	T/A	215	T/A	57.6	716	129
Mitsubishi Colt Cabriolet 1.5 CZC2 2d MP	NIL	T/A	NIL	47.99	42.8	917	157
Nissan Micra C+C 1.4 16v Visia 2d MP	NIL	T/A	NIL	47.98	42.8	917	158
Hyundai Coupe 1.6 SIII Coupe 3d MP	399	T/A	NIL	50.71	37.2	1,055	182
Volvo C30 1.6 Sport R-Design 2d MP	499	T/A	NIL	51.41	40.4	971	167
Mazda New MX-5 1.8 Cnv 2d Option pack MP	995	T/A	160	T/A	38.7	1,014	174
Renault New Megane CC Dynamique 1.6 VVT 111 MP	995	T/A	157	T/A	40.4	971	166
Vauxhall Astra 1.6 16v 115 TwinTop 2d MP	1,499	T/A	664	T/A	41.5	946	163

FAMILY							
BMW 318d ES 4d [143] MP	3,999	T/A	3,165	T/A	60.1	686	123
Volvo S40 1.6D S 4d MP 08	1,298	T/A	467	T/A	57.6	716	129
Volvo S40 1.6 S 4d MP 08	NIL	T/A	NIL	47.98	39.2	1,001	171
Proton GEN-2 1.6 GLS ABS MP	NIL	T/A	NIL	47.98	39.2	1,001	172
Skoda Octavia 1.4 Classic 16v 80 5d MP	NIL	T/A	NIL	47.99	40.4	971	167

DLA Holders		WPMS Holders		Average mpg	Annual Fuel Cost*	CO ₂
Advance Payment £	Weekly Rental £	Advance Payment £	Weekly Rental £		£	

FAMILY (continued)							
Vauxhall Vectra 1.8i VVT Life 5d MP	249	T/A	NIL	49.65	39.2	1,001	173
Mitsubishi Lancer 1.6 Equippe 4d MP	502	T/A	NIL	51.45	41.5	946	163
Ford New Mondeo 1.6 125 Edge 5d MP	750	T/A	125	52.25	38.2	1,027	177
Renault New Laguna HB 2.0 140 Expression 5d MP	750	T/A	126	52.25	35.7	1,099	185
Mazda6 2.0TD 140 S 5d MP	1,725	T/A	891	T/A	50.4	818	149
Saab New 9-3 1.8i Linear SE 4d MP	2,699	T/A	1,862	T/A	36.7	1,069	183
BMW 318i ES 4d [143] MP	2,799	T/A	1,965	T/A	47.9	819	142



FAMILY AUTOMATIC							
BMW 318i ES 4d [143] AT MP	3,599	T/A	2,765	T/A	44.1	890	152
Ford Mondeo 2.0TD 130 Edge 5d AT MP	2,550	T/A	1,713	T/A	47.9	861	156
Mitsubishi Lancer 1.6 Equippe 4d AT MP	653	T/A	34	52.25	35.3	1,112	191
Proton GEN-2 1.6 GSX 5d HB AT MP	1,161	T/A	327	T/A	38.2	1,027	164
Vauxhall Vectra Life 1.9CDT Navigation 5d HB AT MP	1,589	T/A	747	T/A	40.9	1,008	186
Skoda Octavia 1.6 FSI Ambiente 5d HB AT MP	1,769	T/A	938	T/A	37.2	1,055	181
Chrysler Sebring 2.4 Limited 4d AT MP	2,516	T/A	1,685	T/A	31.7	1,238	211
Ford Mondeo 2.0TD 130 Edge 5d AT MP	2,550	T/A	1,713	T/A	47.9	861	156
Renault Laguna HB 2.0dCi 150 Dynamique 5d AT MP	2,550	T/A	1,713	T/A	40.3	1,023	185
Saab New 9-3 1.8t Linear SE AT 4d MP	3,299	T/A	2,461	T/A	33.2	1,182	205

ESTATE							
Renault New Megane ST Expression 1.5dCi 86 MP	895	T/A	58	T/A	64.2	642	117
Ford Focus 1.6TDCi 90 Style Est MP	550	T/A	NIL	51.73	62.7	658	118
Chevrolet Lacetti 1.8 SX Estate 5d AT MP	NIL	T/A	NIL	47.96	32.1	1,223	210
Chevrolet Lacetti 1.6 SX SW 5d MP	NIL	T/A	NIL	47.96	36.2	1,084	181
Renault New Megane ST Expression 1.6 VVT III MP	NIL	T/A	NIL	47.96	40.4	971	166
Peugeot 207 SW 1.4 VTI S 5d AC MP	NIL	T/A	NIL	47.98	44.8	876	150
Vauxhall Astra 1.4i 16v Life AC Est MP	99	T/A	NIL	48.63	46.3	848	146
Ford Focus 1.8 125 Style 5d Est MP	150	T/A	NIL	48.98	40.3	974	167
Renault Megane ST Expression 1.6 VVT III AT MP	195	T/A	NIL	49.29	36.7	1,069	184
Vauxhall Astra Life 1.8i 16v VVT AC AT Est MP	199	T/A	NIL	49.31	36.2	1,084	186
Kia cee'd 1.6 GS 5d Est MP	245	T/A	NIL	49.65	43.5	902	154
Volvo V50 1.8 S 5d MP 08	249	T/A	NIL	49.71	38.7	1,014	174
Volkswagen Golf 1.6 S Est 5d MP	249	T/A	NIL	49.71	38.2	1,027	176
Ford Focus 1.6 100 Style 5d AT Est MP	350	T/A	NIL	50.35	36.7	1,069	184
Vauxhall Vectra 1.8i VVT Life Est MP	399	T/A	NIL	50.68	37.7	1,041	180
Skoda Octavia 1.6 FSI Classic 5d Est MP	595	T/A	NIL	52.07	42.8	917	158
Mitsubishi Lancer 1.6 Equippe 5d Est AT MP	694	T/A	75	52.25	34.0	1,154	195
Skoda Fabia 1.2 12v HTP 70 Est MP	733	T/A	115	52.25	47.9	819	140
Peugeot 307 SW 1.6 S MP	737	T/A	119	52.25	36.7	1,069	178
Volvo V50 1.6D S 5d MP 08	749	T/A	126	52.25	56.5	730	132
Peugeot 207 SW 1.6HDi Sport 5d MP	799	T/A	177	52.25	62.8	657	119
Ford Mondeo 2.0 145 Zetec Est MP	1,400	T/A	562	T/A	35.8	1,096	189
Renault New Laguna ST 2.0 140 Expression 5d MP	1,895	T/A	1,059	T/A	35.3	1,112	189

T/A denotes Total Allowance – please see page 4 for more details

* Please see notes on page 4 for more details on Annual Fuel Cost calculation

This Car Price Guide is a selection of the best value cars from over 3,000 available on the Motability Contract Hire Scheme. For more information about other available models, please contact your local Motability dealer or visit our website, www.motability.co.uk

DLA Holders		WPMS Holders		Average mpg	Annual Fuel Cost*	CO ₂
Advance Payment £	Weekly Rental £	Advance Payment £	Weekly Rental £		£	





SMALL MPV							
Renault Grand Modus 1.5dCi 86 Expression 5d MP	195	T/A	NIL	49.32	62.8	657	120
Skoda Roomster 2 1.4TDI PD 5d 80 MP	NIL	T/A	NIL	47.98	55.4	744	135
Nissan Note 1.4 16v Acenta 5d MP	NIL	44.50	NIL	44.43	44.8	876	150
Skoda Roomster 2 1.6 5d 105 MP	NIL	46.75	NIL	46.68	40.4	971	167
Kia Carens 2.0 S 5st MPV 5d MP	NIL	T/A	NIL	47.97	33.6	1,168	201
Ford New C-MAX 1.6 100 Style 5d MP	NIL	T/A	NIL	47.96	40.9	959	164
Chevrolet Tacuma 1.6 SX MPV 5d MP	NIL	T/A	NIL	47.97	35.3	1,112	191
Citroen Berlingo 1.6i 16v Forte E4 MP	NIL	T/A	NIL	47.97	37.7	1,041	177
Daihatsu Materia 1.5 MPV 5d MP	NIL	T/A	NIL	47.97	39.2	1,001	169
Fiat Doblo 1.4 8v Dynamic 5d MP	NIL	T/A	NIL	47.97	38.2	1,027	174
Vauxhall Meriva 1.4i 16v Life AC 5d MP	NIL	T/A	NIL	47.97	44.1	890	154
Renault Grand Modus 1.2 TCE 100 Dynamique 5d MP	NIL	T/A	NIL	47.98	47.8	821	140
Renault Modus II 1.2 TCE 100 Dynamique 5d MP	NIL	T/A	NIL	47.98	N/A	N/A	140
Renault Kangoo 1.2 16v Authentique 75 MP 06	NIL	T/A	NIL	47.98	40.4	971	165
Vauxhall Zafira 1.6i 16v Exclusiv MPV MP	199	T/A	NIL	49.34	39.2	1,001	172
Citroen Grand C4 Picasso 1.8 125 VTR+ 7st MP	495	T/A	NIL	51.36	35.3	1,112	190
Mazda5 1.8 115 TS2 MPV 5d MP 08	495	T/A	NIL	51.37	37.2	1,055	182
Renault Scenic 1.6 VVT Dynamique MP	495	T/A	NIL	51.35	37.2	1,055	182
Vauxhall Zafira 1.9CDTi 120 Exclusiv MPV MP	699	T/A	75	52.25	47.1	876	159
Volkswagen Touran 1.6 102 S 7st MP	699	T/A	80	52.25	34.9	1,124	193

LARGE MPV							
Ford S-MAX 1.8TD 125 [6] LX 5d 7st MP	3,000	T/A	2,166	T/A	45.6	904	164
Ford Galaxy 1.8TD 125 [6] LX 7st MP	2,750	T/A	1,915	T/A	44.8	921	166
Fiat Scudo Panorama 2.0 Multijet 140 LI 8st MP	2,880	T/A	2,049	T/A	38.2	1,080	196
Ford Galaxy 2.0 145 Zetec 7st MP	2,900	T/A	2,063	T/A	34.5	1,137	197
Kia Sedona 2.9CRDi GS MPV 5d 7st MP	2,975	T/A	2,140	T/A	36.2	1,139	206
Ford S-MAX 2.0 145 Zetec 5d 7st MP	3,150	T/A	2,315	T/A	34.9	1,124	194
SEAT Alhambra 2.0 115 Reference 7st MP	3,600	T/A	2,768	T/A	29.4	1,335	223
Mitsubishi Grandis 2.0TD Equippe 5d MPV MP	3,675	T/A	2,844	T/A	42.8	964	176
Citroen C8 2.0HDI 16v 120 non-DPFS SX 7st MP	3,695	T/A	2,855	T/A	40.9	1,008	182
Peugeot 807 MPV 2.0 S 7st MP	3,759	T/A	2,928	T/A	31.3	1,254	213
Mercedes-Benz Dualiner 2.1 CDI Comfort 6st AC MP	3,900	T/A	3,069	T/A	N/A	N/A	N/A
Volkswagen Transporter Shuttle 1.9TD S 84 SWB MP	3,999	T/A	3,161	T/A	N/A	N/A	N/A

4X4							
Fiat Panda 1.2 4x4 HB 5d MP	NIL	T/A	NIL	47.98	42.8	917	156
Skoda Octavia 1.9TDI PD 4x4 Est MP	3,128	T/A	2,297	T/A	47.1	876	159
Fiat Sedici 1.6 16v Dynamic 4x4 5d MP	1,200	T/A	369	T/A	39.8	986	173
Daihatsu Terios 1.5 S SW 5d MP	1,495	T/A	660	T/A	35.8	1,096	185
Hyundai Tucson 2.0 GSI SW 5d 2WD MP	1,920	T/A	1,089	T/A	35.3	1,112	190
Kia Sportage 2.0CRDi XE 2wd 5d AT MP	2,295	T/A	1,462	T/A	35.3	1,168	210
Suzuki Grand Vitara 1.9DDi S Est 3d MP	2,398	T/A	1,567	T/A	38.7	1,066	190
Jeep Patriot 2.0CRD Limited 5d Est MP	2,999	T/A	2,165	T/A	42.2	977	180
Nissan X-Trail 2.0dCi 150 Trek 5d MP	2,999	T/A	2,164	T/A	39.8	1,036	190
Chevrolet Captiva 2.0CDTi LT 5st SW 5d MP	3,499	T/A	2,662	T/A	37.1	1,112	197
Vauxhall Antara 2.0CDTi 16v E SW 5d MP 07	3,749	T/A	2,913	T/A	37.2	1,109	198
Honda CR-V 2.2i-CTDi SE MP	3,812	T/A	2,981	T/A	43.5	948	173
Toyota RAV4 2.2D-4D XT-R 5d MP	3,995	T/A	3,163	T/A	42.8	964	173

Competitive Offers by Manufacturer

DLA Holders		WPMS Holders		Average mpg	Annual Fuel Cost*	CO ₂
Advance Payment £	Weekly Rental £	Advance Payment £	Weekly Rental £		£	

ALFA ROMEO T 00800 2532 0000 • www.alfaromeo.co.uk

147 1.6 TS Turismo 3d MP	3,012	T/A	2,181	T/A	34.4	1,141	194
159 1.8 MPI Turismo 4d MP	3,901	T/A	3,070	T/A	36.7	1,069	181
159 1.8 MPI Turismo Sport Wagon 5d MP	4,179	T/A	3,348	T/A	35.8	1,096	187
Brera 2.2 JTS SV Coupe 3d MP	4,239	T/A	3,408	T/A	30.7	1,278	218
GT 2.0 JTS Turismo 2d MP	5,204	T/A	4,373	T/A	32.5	1,207	207

AUDI T 0870 2415663 • www.audi.co.uk

A3 1.6 Special Edition HB 3d MP	799	T/A	179	52.25	39.8	986	169
A3 1.6 Special Edition Sportback 5d MP	1,099	T/A	267	T/A	39.2	1,001	171
A3 1.9TDI Special Edition Sportback 5d MP	1,699	T/A	867	T/A	62.7	658	119
A4 2.0TDI 143 SE 4d MP	7,025	T/A	6,194	T/A	51.4	802	144
A5 1.8T FSI Coupe 3d MP	9,109	T/A	8,278	T/A	39.8	986	169

BMW T 0800 325 600 • www.bmw.co.uk

116i ES 3d HB MP	1,499	T/A	666	T/A	48.7	806	139
116i ES 5d HB [122] MP	1,599	T/A	765	T/A	48.7	806	139
116i M Sport 5d HB [122] MP	2,199	T/A	1,366	T/A	48.7	806	139
318i ES 4d Sal [143] MP	2,799	T/A	1,965	T/A	47.9	819	142
320i SE 2d Coupe MP	4,099	T/A	3,265	T/A	44.8	876	151

CHEVROLET T 0800 309 903 • www.chevrolet.co.uk/motability

Matiz 0.8 S HB 5d MP	NIL	36.99	NIL	36.94	54.3	723	127
Matiz 0.8 SE HB 5d AT MP	NIL	42.99	NIL	42.93	49.6	791	136
Kalos 1.2 SE AC HB 5d MP	NIL	40.50	NIL	40.43	44.1	890	153
Kalos 1.4 SX 5d HB AT MP	NIL	T/A	NIL	47.97	39.7	988	169
Lacetti 1.4 SE AC HB 5d MP	NIL	43.99	NIL	43.91	39.2	1,001	171
Lacetti 1.6 SX HB 5d AT MP	NIL	T/A	NIL	47.96	34.9	1,124	195
Lacetti 1.8 SX Estate 5d AT MP	NIL	T/A	NIL	47.96	32.1	1,223	210
Captiva 2.4i LS 5st SW 5d MP	2,949	T/A	2,114	T/A	31.7	1,238	217
Captiva 2.0 CDTi LT 5st SW 5d MP	3,499	T/A	2,662	T/A	37.1	1,112	197
Tacuma 1.6 SX MPV 5d MP	NIL	T/A	NIL	47.97	35.3	1,112	191

CHRYSLER T 0845 601 6059 • www.chrysler.co.uk/motability



Sebring 2.4 Limited 4d AT MP	2,516	T/A	1,685	T/A	31.7	1,238	211
Sebring 2.0 Limited 4d MP	2,595	T/A	1,764	T/A	36.2	1,084	185
Sebring 2.0 CRD Limited 4d MP	4,074	T/A	3,243	T/A	45.6	904	170
Voyager 2.4 Executive 7st MP	4,141	T/A	3,310	T/A	28.5	1,377	234

For new Grand Voyager prices, please call 0845 601 6059

T/A denotes Total Allowance – please see page 4 for more details

* Please see notes on page 4 for more details on Annual Fuel Cost calculation

This Car Price Guide is a selection of the best value cars from over 3,000 available on the Motability Contract Hire Scheme. For more information about other available models, please contact your local Motability dealer or visit our website, www.motability.co.uk



DLA Holders		WPMS Holders		Average mpg	Annual Fuel Cost*	CO ₂
Advance Payment £	Weekly Rental £	Advance Payment £	Weekly Rental £		£	

CITROËN							
T 08457 511 611 • www.citroen.co.uk/motability							
C1 1.4HDi Rhythm 5d HB MP	NIL	46.15	NIL	46.09	67.2	614	109
C1 1.0i Vibe 5d HB MP	NIL	41.00	NIL	40.95	61.4	639	109
C2 1.4HDi Vibe 3d HB MP	NIL	T/A	NIL	47.98	65.7	628	113
C2 1.4i Rhythm 3d HB MP	NIL	45.50	NIL	45.43	47.1	833	143
C3 1.4HDi Vibe 5d HB MP	NIL	T/A	NIL	47.98	64.2	642	115
C3 1.4i 75 Rhythm 5d HB MP	NIL	T/A	NIL	47.98	46.3	848	145
C3 1.1i Vibe 5d HB MP	NIL	45.00	NIL	44.93	47.1	833	143
C3 1.6i 110 Exclusive AT 5d HB MP	295	T/A	NIL	49.99	39.2	1,001	172
Berlingo 1.6i 16v Forte E4 MP	NIL	T/A	NIL	47.97	37.7	1,041	177
C4 1.6i 16v SX 5d HB E4 MP	NIL	T/A	NIL	47.96	39.8	986	169
C4 1.6i 16v SX AT 5d HB E4 MP	NIL	T/A	NIL	47.95	37.2	1,055	180
C4 1.6i 16v VTR+ 5d HB E4 MP	95	T/A	NIL	48.61	39.8	986	169
C4 1.6i 16v VTR+ Coupe 3d E4 MP	199	T/A	NIL	49.32	39.8	986	169
C4 Picasso 1.8 16v 125 VTR+ 5st MP	845	T/A	NIL	T/A	35.3	1,112	190
C4 Picasso 1.6HDi 16v 110 VTR+ 5st MP	995	T/A	158	T/A	47.9	861	155
Grand C4 Picasso 1.8 125 VTR+ 7st MP	495	T/A	NIL	51.36	35.3	1,112	190
Grand C4 Picasso 1.6HDi VTR+ 7st MP	845	T/A	NIL	T/A	47.9	861	155
Gr C4 Picasso 1.6HDi EGS VTR+ 7st MP	995	T/A	158	T/A	49.6	831	150
C8 2.0HDi 16v 120 nonDPFS SX 7st MP	3,695	T/A	2,855	T/A	40.9	1,008	182
C-Crosser 2.2HDi 156 VTR+ 5d MP	4,750	T/A	3,916	T/A	39.2	1,052	191

DAIHATSU							
T 0870 240 0848 • www.daihatsu.co.uk							
New Sirion 1.0 S 5d MP	NIL	T/A	NIL	48.00	56.5	695	118
New Sirion 1.3 SE 5d AT MP	NIL	T/A	NIL	47.99	44.1	890	151
Materia 1.5 MPV 5d MP	NIL	T/A	NIL	47.97	39.2	1,001	169
Materia 1.5 MPV 5d AT MP	750	T/A	128	52.25	37.7	1,041	176
Terios 1.5 SE SW 5d AT MP	1,895	T/A	1,060	T/A	33.6	1,168	201

DODGE							
T 0845 601 6059 • www.dodge.co.uk							
Avenger 2.0 SE 4d MP	3,212	T/A	2,381	T/A	36.2	1,084	185
Avenger 2.0 CRD SE 4d MP	4,327	T/A	3,496	T/A	45.6	904	170
Nitro 2.8 CRD SXT 5d MP	5,249	T/A	4,414	T/A	32.8	1,257	228
Nitro 2.8 CRD SXT 5d AT MP	5,499	T/A	4,663	T/A	30.1	1,370	250
Caliber 2.0 SXT Sport CVT MP	1,999	T/A	1,164	T/A	34.9	1,124	192

FIAT							
T 00800 3428 0000 • www.fiat.co.uk/mobility							
500 1.2 POP Special 3d AC	99	T/A	NIL	48.68	55.4	708	119
500 1.2 SPORT 3d Special	781	T/A	163	52.25	55.4	708	119
500 1.2 LOUNGE Special 3d	781	T/A	163	52.25	55.4	708	119
Panda 1.3JTD Multijet Dynamic 5d MP	NIL	43.86	NIL	43.81	65.7	628	114
Doblo 1.4 8v Dynamic 5d MP	NIL	T/A	NIL	47.97	38.2	1,027	174
Doblo 1.3TD Multijet Active MP	NIL	T/A	NIL	47.97	51.4	802	137
Grand Punto 1.4 Eleganza Dualogic 5d MP 07	NIL	T/A	NIL	47.97	49.6	791	134
Bravo 1.4 Active 5d MP	NIL	T/A	NIL	47.97	42.2	930	158
Sedici 1.6 16v Dynamic 4x4 5d MP	1,200	T/A	369	T/A	39.8	986	173
Multipia 1.6 Dynamic Family MP	1,280	T/A	449	T/A	32.8	1,196	204

DLA Holders		WPMS Holders		Average mpg	Annual Fuel Cost*	CO ₂
Advance Payment £	Weekly Rental £	Advance Payment £	Weekly Rental £		£	

FORD								T 0845 6040 019 • www.ford.co.uk/motability
Ka 1.3 70 Zetec Climate 3d HB MP	NIL	T/A	NIL	47.99	43.5	902	154	
Fusion 1.6 100 Zetec Climate AT MP	100	T/A	NIL	48.65	37.2	1,055	181	
Fusion 1.4 80 Style Climate MP	NIL	T/A	NIL	47.97	43.5	902	154	
Fiesta 1.6 100 Style Climate 5d AT MP	NIL	T/A	NIL	47.97	38.2	1,027	176	
Fiesta 1.4 80 Ghia 5d MP	200	T/A	NIL	49.34	45.6	861	147	
Focus 1.6 100 Style 5d HB MP	NIL	T/A	NIL	47.95	42.2	930	159	
Focus 1.6 100 Zetec 5d HB MP	150	T/A	NIL	48.98	42.2	930	159	
Focus 1.6 100 Style AT 5d HB MP	200	T/A	NIL	49.32	36.7	1,069	184	
Focus 1.6 100 Zetec 5d AT HB MP	350	T/A	NIL	50.35	36.7	1,069	184	
Focus 1.8TDCi 115 Zetec 5d HB MP	550	T/A	NIL	51.73	54.2	761	137	
New C-MAX 1.6 100 Style 5d MP	NIL	T/A	NIL	47.96	40.9	959	164	
New C-MAX 1.6 100 Zetec 5d MP	150	T/A	NIL	48.98	40.9	959	164	
New C-MAX 1.8TD 115 Zetec 5d MP	550	T/A	NIL	51.72	52.3	789	143	
New C-MAX 2.0 145 Zetec 5d AT MP	550	T/A	NIL	51.72	34.9	1,124	194	
New Mondeo 1.6 125 Edge 5d MP	750	T/A	125	52.25	38.2	1,027	177	
New Mondeo 2.0 145 Zetec 5d MP	1,250	T/A	413	T/A	35.8	1,096	189	
S-MAX 1.8TD 125 [6] LX 5d 7st MP	3,000	T/A	2,166	T/A	45.6	904	164	
S-MAX 2.0TD 140 Zetec 5d 7st MP	3,550	T/A	2,715	T/A	45.6	904	164	
New Galaxy 1.8TD 125 [6] LX 7st MP	2,750	T/A	1,915	T/A	44.8	921	166	
New Galaxy 1.8TD 125 [6] Zetec 7st MP	2,900	T/A	2,063	T/A	44.8	921	166	



HONDA								T 0845 200 8000 • www.honda.co.uk
Jazz 1.4i-DSI SE HB 5d MP	NIL	T/A	NIL	47.99	49.6	791	137	
Jazz 1.2i-DSI S HB 5d MP	NIL	T/A	NIL	47.99	51.4	763	129	
Jazz 1.4i-DSI SE HB 5d CVT MP	499	T/A	NIL	51.42	48.7	806	139	
Civic 1.4i-DSI SE HB 5d MP	499	T/A	NIL	51.41	47.9	819	139	
Civic 1.4i-DSI SE i-Shift 5d MP	799	T/A	177	52.25	47.9	819	139	
Civic 1.8i-VTEC SE HB 5d MP	899	T/A	65	T/A	44.1	890	152	
Civic 2.2i-CTDi SE HB 5d MP	1,299	T/A	465	T/A	55.4	744	135	
Civic 1.4 IMA Hybrid ES 4d CVT MP	3,817	T/A	2,986	T/A	61.4	639	109	
CR-V 2.0i-VTEC SE MP	3,399	T/A	2,566	T/A	34.9	1,124	192	
CR-V 2.2i-CTDi SE MP	3,812	T/A	2,981	T/A	43.5	948	173	

HYUNDAI								T 0800 981 981 • www.hyundai-car.co.uk
Getz 1.1 GSi HB 3d MP	NIL	45.75	NIL	45.69	51.4	763	130	
Getz 1.4 CDX HB 5d AT MP	NIL	T/A	NIL	47.98	42.2	930	159	
Coupe 1.6 SIII Coupe 3d MP	399	T/A	NIL	50.71	37.2	1,055	182	
Coupe 2.0 SIII Coupe 3d AT MP	699	T/A	74	52.25	33.2	1,182	203	
i30 1.6 Comfort 5d HB MP	795	T/A	173	52.25	N/A	N/A	N/A	
i30 1.6 Comfort 5d HB AT MP	995	T/A	160	T/A	N/A	N/A	N/A	
i30 1.6CRDi Premium 5d HB MP	1,695	T/A	860	T/A	60.1	686	125	
Tucson 2.0 GSI SW 5d 2WD MP	1,920	T/A	1,089	T/A	35.3	1,112	190	
Santa Fe 2.2CRTD CDX 5st MP	4,399	T/A	3,567	T/A	38.7	1,066	191	
Santa Fe 2.2CRTD GSI 7st AT MP	4,494	T/A	3,663	T/A	34.4	1,199	218	

T/A denotes Total Allowance – please see page 4 for more details

* Please see notes on page 4 for more details on Annual Fuel Cost calculation

This Car Price Guide is a selection of the best value cars from over 3,000 available on the Motability Contract Hire Scheme. For more information about other available models, please contact your local Motability dealer or visit our website, www.motability.co.uk

DLA Holders		WPMS Holders		Average mpg	Annual Fuel Cost*	CO ₂
Advance Payment £	Weekly Rental £	Advance Payment £	Weekly Rental £		£	



JAGUAR				T 0845 6034531 • www.jaguar.co.uk			
X-TYPE 2.0DCI S 4d MP 09	5,699	T/A	4,865	T/A	49.1	840	149
X-TYPE 2.0DCI S Est MP 09	5,699	T/A	4,865	T/A	48.5	850	154
X-TYPE 2.0DCI SE 4d MP 09	8,699	T/A	7,866	T/A	49.1	840	149
X-TYPE 2.0DCI SE Est MP 09	8,699	T/A	7,865	T/A	48.5	850	154
X-TYPE 2.0DCI Sport Premium 4d MP 09	9,899	T/A	9,066	T/A	N/A	N/A	N/A

JEEP				T 0845 601 6059 • www.jeep.co.uk/motability			
Compass 2.4 Limited 5d MP	3,349	T/A	2,515	T/A	32.5	1,207	206
Patriot 2.4 Sport 5d Est MP	1,999	T/A	1,165	T/A	32.5	1,207	206
Patriot 2.4 Limited 5d AT MP	2,999	T/A	2,164	T/A	29.7	1,321	226
Patriot 2.0CRD Sport 5d Est MP	3,434	T/A	2,603	T/A	42.2	977	180
Grand Cherokee 3.0TD Limited 5d AT	7,561	T/A	6,730	T/A	27.7	1,489	270

KIA				T 0800 775777 • www.kia.co.uk			
Picanto 3 1.1 5d MP	NIL	46.75	NIL	46.69	53.3	736	126
Rio 1.4 GS HB 5d AT MP	NIL	T/A	NIL	47.99	39.2	1,001	171
cee'd 1.6 GS HB 5d MP	NIL	T/A	NIL	47.97	44.1	890	152
cee'd 1.6 GS HB 5d AT MP	NIL	T/A	NIL	47.97	40.9	959	165
cee'd 1.6 GS 5d Est MP	245	T/A	NIL	49.65	43.5	902	154
Carens 2.0 S 5st MPV 5d MP	NIL	T/A	NIL	47.97	33.6	1,168	201
Carens 2.0 GS 5st MPV 5d MP	345	T/A	NIL	50.34	33.6	1,168	201
Sportage 2.0CRDi XE 2wd 5d AT MP	2,295	T/A	1,462	T/A	35.3	1,168	210
Sedona 2.7 GS 5d 7st MP	2,795	T/A	1,960	T/A	26.4	1,486	255
New Sorento 2.5CRDi XE SW 5d MP	3,395	T/A	2,560	T/A	35.8	1,152	209

LEXUS				T 01737 367601 • www.lexus.co.uk			
IS 220d 4d MP	5,682	T/A	4,851	T/A	44.8	921	168
IS 220d SE 4d MP	6,825	T/A	5,994	T/A	44.8	921	168
IS 220d SE-L 4d MP	7,795	T/A	6,964	T/A	44.8	921	168
IS 250 4d MP	6,786	T/A	5,955	T/A	28.8	1,363	231
IS 250 SE-L 4d MP	8,938	T/A	8,106	T/A	28.8	1,363	231



MAZDA				T 08457 484848 • www.mazda.co.uk			
Mazda2 1.3 TS AC 5d MP	NIL	T/A	NIL	48.00	52.3	750	129
Mazda2 1.3 TS HB 5d MP	NIL	T/A	NIL	48.00	52.3	750	129
Mazda2 1.3 TS2 HB 5d MP	195	T/A	NIL	49.34	52.3	750	129
Mazda2 1.5 Sport HB 5d MP	995	T/A	163	T/A	47.9	819	140
Mazda5 1.8 115 TS2 MPV 5d MP 08	495	T/A	NIL	51.37	37.2	1,055	182
Mazda5 2.0 146 TS2 MPV 5d MP 08	895	T/A	59	T/A	35.8	1,096	187
Mazda6 2.0TD 140 S 5d MP	1,725	T/A	891	T/A	50.4	818	149
Mazda6 1.8 120 TS 5d MP	2,495	T/A	1,661	T/A	40.9	959	162
New Mazda MX-5 1.8 Cnv 2d option pack MP	995	T/A	160	T/A	38.7	1,014	174
RX-8 192 PS Coupe 4d MP	4,500	T/A	3,665	T/A	26.2	1,498	267

	DLA Holders		WPMS Holders		Average mpg	Annual Fuel Cost*	CO ₂
	Advance Payment £	Weekly Rental £	Advance Payment £	Weekly Rental £		£	
MERCEDES-BENZ					T 0845 601 2094 • www.mercedesbenz.co.uk/motability		
A150 Classic SE 5d MP	750	T/A	127	52.25	45.6	861	148
A160 CDI Classic SE 5d MP	1,056	T/A	225	T/A	57.6	716	128
A150 Classic SE 5d AT MP	1,737	T/A	906	T/A	42.8	917	157
A180 CDI Classic SE 5d MP	1,804	T/A	973	T/A	54.3	760	137
B150 MP	3,587	T/A	2,756	T/A	42.8	917	158
B150 AT MP	4,490	T/A	3,659	T/A	40.9	959	166
C180K SE 4d AT MP	8,480	T/A	7,649	T/A	37.2	1,055	180
C200 CDI SE 4d AT MP	8,615	T/A	7,784	T/A	43.5	948	171
Viano 2.0 CDI Trend SWB 5d MP	7,947	T/A	7,116	T/A	31.7	1,301	235
MERCEDES-BENZ COMMERCIALS					T 0845 602 5248 • www.mercedesbenz.co.uk		
Dualiner 2.1 CDI Comfort 6st AC MP	3,900	T/A	3,069	T/A	N/A	N/A	N/A
Dualiner 2.1CDI 109 ELWB Comfort 6st AC MP	4,327	T/A	3,496	T/A	N/A	N/A	N/A
Traveliner 2.1 109 CDI LWB AC 8st MP	4,498	T/A	3,667	T/A	N/A	N/A	N/A
Traveliner 2.1 111 CDI LWB AT AC 8st MP	6,135	T/A	5,304	T/A	N/A	N/A	N/A
Traveliner 2.1 115 CDI E LWB AC 8st MP	6,347	T/A	5,516	T/A	N/A	N/A	N/A
MINI					T 0800 0836464 • www.mini.co.uk		
New MINI 1.4 One 3d AC	1,210	T/A	379	T/A	53.3	736	128
New MINI 1.4 One 3d Pepper	1,488	T/A	657	T/A	53.3	736	128
New MINI 1.6 Cooper 3d Pepper AC	1,766	T/A	934	T/A	52.3	750	129
New MINI 1.6TD Cooper D 3d AC MP	2,539	T/A	1,707	T/A	72.4	570	104
Clubman 1.6 Cooper 5d AC	2,390	T/A	1,559	T/A	51.4	763	132
MITSUBISHI					T 01285 655 777 • www.mitsubishi-cars.co.uk		
Colt 1.5Di-D CZ2 HB 5d MP	NIL	T/A	NIL	47.98	58.9	700	126
Colt 1.3 CZ2 HB 5d MP	NIL	T/A	NIL	47.98	47.1	833	143
Colt 1.5Di-D CZ2 HB 5d AT MP	NIL	T/A	NIL	47.98	61.4	672	121
Colt 1.3 CZ2 HB 5d AT MP	NIL	T/A	NIL	47.98	48.7	806	138
Colt Cabriolet 1.5 CZC2 2d MP	NIL	T/A	NIL	47.99	42.8	917	157
L200 2.5TD 4WD Warrior DC AT MP	5,330	T/A	4,499	T/A	N/A	N/A	N/A
Outlander 2.0DI-D Warrior MP	4,738	T/A	3,907	T/A	40.9	1,008	183
Outlander 2.2DI-DC Diamond 5d MP	7,286	T/A	6,455	T/A	38.7	1,066	194
Shogun 3.2DI-DC Equippe 5d AT MP	7,138	T/A	6,307	T/A	21.6	1,909	280
Shogun 3.2 DI-DC Elegance 5d AT MP	9,154	T/A	8,322	T/A	21.6	1,909	280

T/A denotes Total Allowance – please see page 4 for more details

* Please see notes on page 4 for more details on Annual Fuel Cost calculation



This Car Price Guide is a selection of the best value cars from over 3,000 available on the Motability Contract Hire Scheme. For more information about other available models, please contact your local Motability dealer or visit our website, www.motability.co.uk

DLA Holders		WPMS Holders		Average mpg	Annual Fuel Cost*	CO ₂
Advance Payment £	Weekly Rental £	Advance Payment £	Weekly Rental £		£	

NISSAN								T 0800 731 9633 • www.nissan.co.uk
Micra 1.2 16v 79 Acenta+ 3d MP	NIL	39.28	NIL	39.23	47.9	819	139	
Micra 1.6 16v 160SR 5d MP	NIL	T/A	NIL	47.98	42.8	917	158	
Micra 1.5dCi 86 Acenta 5d MP	NIL	T/A	NIL	47.99	61.4	672	120	
Micra 1.2 16v 79 Tekna 5d MP	NIL	43.76	NIL	43.69	47.9	819	139	
Micra 1.4 16v Active Luxury 5d MP	NIL	T/A	NIL	47.98	44.8	876	154	
Micra 1.4 16v Acenta+ 5d AT MP	NIL	46.75	NIL	46.68	41.5	946	163	
Micra C+C 1.4 16v Visia 2d MP	NIL	T/A	NIL	47.98	42.8	917	158	
Micra C+C 1.6 16v Acenta 2d AT MP	999	T/A	165	T/A	38.2	1,027	175	
Note 1.4 16v Acenta R 5d MP	NIL	46.75	NIL	46.68	44.8	876	150	
Note 1.4 16v Acenta 5d MP	NIL	44.50	NIL	44.43	44.8	876	150	
Note 1.6 16v Acenta R 5d AT MP	99	T/A	NIL	48.65	41.5	946	159	
Qashqai 1.6 Acenta 2WD MP	1,199	T/A	365	T/A	42.2	930	159	
Qashqai 1.5dCi Visia 2WD MP	1,299	T/A	465	T/A	54.3	760	139	
Qashqai 2.0 Acenta 2WD CVT MP	1,750	T/A	915	T/A	35.8	1,096	189	
Qashqai 1.5dCi Acenta 2WD MP	1,799	T/A	965	T/A	54.3	760	139	
Qashqai 2.0 Tekna 2WD CVT MP	2,350	T/A	1,514	T/A	35.8	1,096	189	
X-Trail 2.0dCi 150 Trek 5d MP	2,999	T/A	2,164	T/A	39.8	1,036	190	
X-Trail 2.5i Sport 5d CVT MP	4,499	T/A	3,664	T/A	30.4	1,291	223	
X-Trail 2.0dCi 150 Sport 5d AT MP	4,899	T/A	4,065	T/A	34.9	1,182	216	
X-Trail 2.5i Aventura Explorer 5d CVT MP	5,999	T/A	5,164	T/A	30.4	1,291	223	

PEUGEOT								T 08459 455 466 • www.peugeot.co.uk
107 1.0 Sport XS 3d MP AO50	NIL	T/A	NIL	48.00	61.4	639	109	
107 1.0 Urban 3d MP AO50	NIL	T/A	NIL	48.00	61.4	639	109	
107 1.0 Urban 5d MP AO50	NIL	T/A	NIL	48.00	61.4	639	109	
107 1.0 Urban 2Tron 5d MP AO50	NIL	T/A	NIL	47.99	61.4	639	109	
207 HB 1.6HDI 90 S 3d MP	NIL	T/A	NIL	47.98	64.2	642	117	
207 HB 1.4HDI 70 S 3d AC MP	NIL	T/A	NIL	47.99	64.2	642	117	
207 1.4 VTI 95 S 5d HB MP 60	NIL	T/A	NIL	47.98	46.3	848	145	
207 HB 1.4HDI 70 S 5d AC MP 60	NIL	T/A	NIL	47.98	64.2	642	117	
207 HB 1.4 8v S 5d AC MP 60	NIL	T/A	NIL	47.98	44.8	876	150	
207 1.4 VTI 95 Sport 3d HB MP	199	T/A	NIL	49.35	46.3	848	145	
207 1.6 VTI 120 Sport 3d HB AT MP 60	349	T/A	NIL	50.37	40.3	974	167	
207 SW 1.4 VTI S 5d AC MP	NIL	T/A	NIL	47.98	44.8	876	150	
308 HB 1.4 VTI 95 S 3d MP	NIL	T/A	NIL	47.97	43.5	902	155	
308 HB 1.4 VTI 95 S 5d MP	NIL	T/A	NIL	47.96	43.5	902	155	
308 HB 1.6 VTI 120 S 3d MP	99	T/A	NIL	48.64	42.2	930	159	
308 HB 1.6 VTI 120 S 5d MP	199	T/A	NIL	49.33	42.2	930	159	
308 HB 1.6Hdi 90 S 3d MP	349	T/A	NIL	50.36	62.8	657	120	
308 1.6VTi S 5d AT HB MP	649	T/A	24	52.25	38.7	1,014	174	
307 SW 1.6 S MP 70	737	T/A	119	52.25	36.7	1,069	178	
Partner Combi Escapade 1.6 Hdi 90 MP	699	T/A	76	52.25	53.3	774	140	

PROTON								T 0800 0521 521 • www.proton.co.uk
Savvy 1.2 5dr Street MP	NIL	41.50	NIL	41.45	N/A	N/A	N/A	
Savvy 1.2 5dr Style MP	NIL	46.15	NIL	46.10	49.6	791	134	
Savvy 1.2 5dr Style AMT MP	NIL	46.75	NIL	46.69	49.6	791	134	
GEN-2 1.6 GLS ABS MP	NIL	T/A	NIL	47.98	39.2	1,001	172	

DLA Holders		WPMS Holders		Average mpg	Annual Fuel Cost*	CO ₂
Advance Payment £	Weekly Rental £	Advance Payment £	Weekly Rental £		£	

RENAULT								T 0800 387 626 • www.renault.co.uk
Twingo 1.2 Dynamique 16v 75 AC 3d MP	NIL	T/A	NIL	48.00	49.5	793	135	
Clio 1.2 16v 75 Expression 5d AC MP	NIL	T/A	NIL	47.98	47.9	819	139	
Clio 1.2 16v 75 Expression 3d AC MP	NIL	T/A	NIL	47.99	47.9	819	139	
Clio 1.6 111 Expression 3d AT AC MP	95	T/A	NIL	48.63	37.7	1,041	179	
Modus II 1.2 TCE 100 Dynamique 5d MP	NIL	T/A	NIL	47.98	N/A	N/A	N/A	
Modus II 1.6 111 Dynamique 5d AT MP	495	T/A	NIL	51.38	37.7	1,041	185	
Grand Modus 1.5dCi 86 Expression 5d MP	195	T/A	NIL	49.32	62.8	657	120	
New Megane ST Expression 1.6 VVT 111 MP	NIL	T/A	NIL	47.96	40.4	971	166	
New Megane SH Dynamique 1.6 VVT 111 MP	NIL	T/A	NIL	47.96	40.9	959	164	
New Megane HB Dynamique 1.6 VVT 111 AT MP	NIL	T/A	NIL	47.95	36.7	1,069	184	
New Megane HB Dynamique 1.6 VVT 111 MP	NIL	T/A	NIL	47.96	40.9	959	164	
New Megane ST Dynamique 1.5dCi 86 MP	595	T/A	NIL	52.04	62.8	657	124	
New Megane HB Dynamique 1.5dCi 86 MP	595	T/A	NIL	52.05	64.2	642	117	
New Megane CC Dynamique 1.6 VVT 111 MP	995	T/A	157	T/A	40.4	971	166	
Kangoo 1.2 16v Authentique 75 MP 06	NIL	T/A	NIL	47.98	40.4	971	165	
Kangoo 1.6 16v Expression AT MP 06	495	T/A	NIL	51.37	35.3	1,112	190	
Scenic 1.4 16v 100 Extreme 5d MP	295	T/A	NIL	49.99	38.2	1,027	173	
New Laguna HB 2.0 140 Expression 5d MP	750	T/A	126	52.25	35.7	1,099	185	
Grand Scenic 1.6 VVT 111 Extreme 7st MP	495	T/A	NIL	51.36	35.8	1,096	189	
Grand Scenic 2.0 VVT Dynamique 7st AT MP	995	T/A	155	T/A	32.8	1,196	205	

SAAB								T 0800 612 0895 • www.saabinformation.co.uk/motability
New 9-3 1.8i Linear SE Sport Wagon 5d MP	2,699	T/A	1,862	T/A	36.2	1,084	185	
New 9-3 1.8i Linear SE 4d MP	2,699	T/A	1,862	T/A	36.7	1,069	183	
New 9-3 1.8t Linear SE AT 4d MP	3,299	T/A	2,461	T/A	33.2	1,182	205	
New 9-3 1.8t Linear SE Cnv AT MP	5,349	T/A	4,514	T/A	29.1	1,349	233	
New 9-3 1.8t Linear SE Cnv MP	5,449	T/A	4,615	T/A	32.8	1,196	206	



SEAT								T 0500 222 222 • www.seat.co.uk
Ibiza 1.4 16v 85 Stylance 5d MP	449	T/A	NIL	51.09	43.5	902	154	
Ibiza 1.9Tdi Sport 3d HB MP	898	T/A	67	T/A	56.5	730	132	
Leon 1.6 Reference 102 5d MP	1,701	T/A	870	T/A	37.2	1,055	180	
Leon 1.9TDI Reference 105 5d MP	2,077	T/A	1,245	T/A	56.5	730	135	
Alhambra 2.0 115 Reference 7st MP	3,600	T/A	2,768	T/A	29.4	1,335	223	

SKODA								T 08457 745 745 • www.skoda.co.uk
Fabia 1.4 16v 85 2 5d HB MP	NIL	46.75	NIL	46.69	43.5	902	155	
Fabia 1.2 12v 70 2 5d HB MP	NIL	46.75	NIL	46.69	47.9	819	140	
Fabia 1.4 TDI PD 70 1 5d HB MP	49	T/A	NIL	48.33	58.9	700	127	
Fabia 1.6 16v 105 2 5d HB TIP MP	295	T/A	NIL	50.02	37.7	1,041	180	
Octavia 1.4 Classic 16v 80 5d MP	NIL	T/A	NIL	47.99	40.4	971	167	
Octavia 1.6 FSI Classic 5d HB MP	99	T/A	NIL	48.66	42.8	917	158	
Roomster 1.14TDI PD 5d 70 MP	NIL	45.61	NIL	45.55	53.3	774	139	
Roomster 2 1.4 5d 85 MP	NIL	45.89	NIL	45.82	41.5	946	162	
Roomster 2 1.6 5d 105 MP	NIL	46.75	NIL	46.68	40.4	971	167	
Roomster 2 1.6 16v 105 5d TIP MP	NIL	T/A	NIL	47.98	36.7	1,069	185	

T/A denotes Total Allowance – please see page 4 for more details

* Please see notes on page 4 for more details on Annual Fuel Cost calculation

This Car Price Guide is a selection of the best value cars from over 3,000 available on the Motability Contract Hire Scheme. For more information about other available models, please contact your local Motability dealer or visit our website, www.motability.co.uk

DLA Holders		WPMS Holders		Average mpg	Annual Fuel Cost*	CO ₂
Advance Payment £	Weekly Rental £	Advance Payment £	Weekly Rental £		£	





SMART T 0845 600 1662 • www.thesmart.co.uk							
fortwo CC 1.0 Passion 71 AT (ST) MP	NIL	45.81	NIL	45.76	60.1	653	112
fortwo 1.0 71 Pulse CC AT (ST) MP	NIL	T/A	NIL	48.00	60.1	653	112
fortwo CC 1.0 Passion 84 AT (ST) MP	NIL	T/A	NIL	48.00	57.6	681	116
fortwo 1.0 Passion 71 Cnv AT MP	749	T/A	130	52.25	57.6	681	116
fortwo 1.0 Passion Cnv 84 AT MP	999	T/A	167	T/A	57.6	681	116

SUBARU T 0845 602 4507 • www.subaru.co.uk/motability							
Impreza 1.5 R 105 HB 5d MP	999	T/A	165	T/A	37.7	1,041	176
Impreza 1.5 R 105 HB 5d AT MP	1,627	T/A	793	T/A	37.7	1,041	177
Legacy 2.0 R 4d MP	4,706	T/A	3,875	T/A	32.1	1,223	209
Forester 2.0 X SUV 5d MP	5,185	T/A	4,354	T/A	30.4	1,291	220
Outback 2.5 S Est 5d AT MP	6,140	T/A	5,309	T/A	32.1	1,223	207

SUZUKI T 0500 011 959 • www.suzuki4.co.uk							
Swift 1.3 GL 5d MP	NIL	T/A	NIL	47.98	48.7	806	140
Swift 1.5 GLX 5d MP	271	T/A	NIL	49.86	45.6	861	150
Jimny 1.3 J1X SW 3d MP	280	T/A	NIL	49.93	38.7	1,014	174
SX4 1.6 GLX HB 5d MP	651	T/A	32	52.25	41.5	946	165
Grand Vitara 1.6 VVT 3d MP	903	T/A	72	T/A	32.8	1,196	205

TOYOTA T 0845 275 5555 • www.toyota.co.uk							
Aygo + 5d 1.0 MP	NIL	44.12	NIL	44.07	61.4	639	109
AYGO + 5d 1.0 MMT AC MP	NIL	T/A	NIL	48.00	61.4	639	109
Yaris T3 5d 1.3 VVT-i MP	NIL	T/A	NIL	47.99	47.1	833	141
Yaris T3 5d 1.3 VVT-i MMT MP	245	T/A	NIL	49.67	47.1	833	136
Yaris T Spirit 5d 1.3 VVT-i MP	395	T/A	NIL	50.70	47.1	833	141
Auris 1.4 T2 3d HB MP	645	T/A	25	52.25	40.9	959	163
Auris 1.6 T3 5d HB MP	995	T/A	162	T/A	39.8	986	166
Verso T2 1.6 5d MP	995	T/A	162	T/A	37.7	1,041	178
Prius T3 Hybrid 1.5 VVT-i 5d CVT MP	2,795	T/A	1,964	T/A	65.7	597	104
Rav4 XT3 2.0 5dr AT MP 06	3,995	T/A	3,162	T/A	31.4	1,250	212

DLA Holders		WPMS Holders		Average mpg	Annual Fuel Cost*	CO ₂
Advance Payment £	Weekly Rental £	Advance Payment £	Weekly Rental £		£	



VAUXHALL							T 0800 731 5267 • www.vauxhall.co.uk/mobility	
Corsa 1.0 Life 3d AC HB MP	NIL	44.75	NIL	44.69	50.4	779	134	
Corsa 1.0 Life 5d AC HB MP	NIL	46.75	NIL	46.68	50.4	779	134	
Corsa 1.4 Club 5d AT AC HB MP	NIL	T/A	NIL	47.98	40.9	959	166	
Corsa 1.3 CDTi 75 Club 3d AC HB MP	NIL	T/A	NIL	47.98	62.8	657	119	
Antara 2.4i 16v E SW 5d MP 07	2,999	T/A	2,162	T/A	29.4	1,335	229	
Astra Life 1.6 115 5d AC HB MP	NIL	T/A	NIL	47.95	43.5	902	155	
Astra Life 1.3CDTi 90 AC 5d HB MP	NIL	T/A	NIL	47.95	57.6	716	130	
Astra Life 1.8i 16v VVT 5d AC AT MP	NIL	T/A	NIL	47.94	36.2	1,084	186	
Astra 1.4i 16v Life AC Est MP	99	T/A	NIL	48.63	46.3	848	146	
Astra Life 1.8i 16v VVT AC AT Est MP	199	T/A	NIL	49.31	36.2	1,084	186	
Astra Design 1.6 115 3d HB MP	249	T/A	NIL	49.66	43.5	902	155	
Astra 1.6 16v 115 Twin Top 2d MP	1,499	T/A	664	T/A	41.5	946	163	
Meriva 1.4i 16v Life AC 5d MP	NIL	T/A	NIL	47.97	44.1	890	154	
Meriva 1.6i 16v Club 5d AC MP	99	T/A	NIL	48.63	42.2	930	161	
Vectra 1.8i VVT Life 5d MP	249	T/A	NIL	49.65	39.2	1,001	173	
Vectra 1.8i VVT SRi 5d MP	499	T/A	NIL	51.37	39.2	1,001	173	
Zafira Life 1.6 AC MP	149	T/A	NIL	48.98	39.2	1,001	172	
Zafira 1.6i 16v Exclusiv MPV MP	199	T/A	NIL	49.34	39.2	1,001	172	
Zafira 1.9CDT 120 Exclusiv MPV AT MP	699	T/A	74	52.25	39.2	1,052	194	
Zafira 2.2i 16v Exclusiv MPV AT MP	699	T/A	74	52.25	33.2	1,182	204	

VOLKSWAGEN							T 0800 333 666 • www.volkswagen.co.uk	
Fox 1.2 HB 3d MP	NIL	42.46	NIL	42.41	46.3	848	144	
Fox 1.2 Urban HB 3d MP	NIL	44.98	NIL	44.92	46.3	848	144	
Polo 1.2 70 E 3d MP	NIL	42.50	NIL	42.46	48.7	806	138	
Polo 1.2 70 E 5d MP	NIL	42.50	NIL	42.45	48.7	806	138	
Polo 1.2 60 E 3d MP	NIL	42.50	NIL	42.45	48.7	806	138	
Polo 1.2 60 E 5d MP	NIL	42.50	NIL	42.45	48.7	806	138	
Polo 1.2 60 Match 3d MP	NIL	46.75	NIL	46.70	48.7	806	138	
Polo 1.2 60 Match 5d MP	NIL	46.75	NIL	46.70	48.7	806	138	
Polo 1.4 80 Match 5d MP	NIL	T/A	NIL	48.00	44.8	876	150	
Polo 1.4 80 Match 5d AT MP	NIL	T/A	NIL	48.00	40.9	959	165	
Golf V 1.6 S FSI 115 5d HB MP	99	T/A	NIL	48.68	42.2	930	161	
Golf 1.4 S 80 5d HB MP	199	T/A	NIL	49.35	40.9	959	165	
Golf 1.4 S 80 3d HB MP	199	T/A	NIL	49.35	40.9	959	165	
Golf V 1.9TDI S 105 5d HB MP	199	T/A	NIL	49.36	56.5	730	132	
Golf 1.6 S Est 5d MP	249	T/A	NIL	49.71	38.2	1,027	176	
Golf 1.6 FSI 115 Match HB 5d MP	499	T/A	NIL	51.43	42.2	930	161	
Golf 1.9TDI 105 Match HB 5d MP	599	T/A	NIL	52.12	56.5	730	132	
Golf Plus 1.4 80 Luna 5d MP	547	T/A	NIL	51.76	39.8	986	169	
Touran 1.6 102 S 7st MP	699	T/A	80	52.25	34.9	1,124	193	
Tiguan 1.4 TSI S 4Motion 150 MP	4,566	T/A	3,735	T/A	33.6	1,168	199	

T/A denotes Total Allowance – please see page 4 for more details

* Please see notes on page 4 for more details on Annual Fuel Cost calculation

This Car Price Guide is a selection of the best value cars from over 3,000 available on the Motability Contract Hire Scheme. For more information about other available models, please contact your local Motability dealer or visit our website, www.motability.co.uk

DLA Holders		WPMS Holders		Average mpg	Annual Fuel Cost*	CO ₂
Advance Payment £	Weekly Rental £	Advance Payment £	Weekly Rental £		£	

VOLKSWAGEN COMMERCIAL				T 0800 717 131 • www.volkswagen-vans.co.uk			
Caravelle 2.5TD SE 130 7st MP	7,228	T/A	6,396	T/A	33.6	1,227	227
Caravelle 2.5TD SE 130 AT 7st MP	7,839	T/A	7,008	T/A	29.4	1,403	259
Transport Shuttle 1.9TDS 84 SWB MP	3,999	T/A	3,161	T/A	N/A	N/A	N/A
Transporter Shuttle 2.5TD SE 130 SWB MP	8,820	T/A	7,989	T/A	N/A	N/A	N/A
Transporter Shuttle 2.5TD SE 130 SWB AT MP	9,707	T/A	8,876	T/A	N/A	N/A	N/A

For Caddy Maxi prices, please contact your local van centre via the above number

VOLVO				T 0800 400 430 • www.volvocars.co.uk			
C30 1.6 Sport R-Design 2d MP	499	T/A	NIL	51.41	40.4	971	167
C30 1.6 SE 2d MP	499	T/A	NIL	51.41	40.4	971	167
C30 1.8 Sport R-Design 2d MP	949	T/A	116	T/A	38.7	1,014	174
C30 1.6D Sport R-Design 2d MP	1,049	T/A	215	T/A	57.6	716	129
S40 1.6 S 4d MP 08	NIL	T/A	NIL	47.98	39.2	1,001	171
S40 1.8 S 4d MP 08	499	T/A	NIL	51.40	38.7	1,014	174
S40 1.8 SE 4d MP 08	749	T/A	131	52.25	38.7	1,014	174
V50 1.8 S 5d MP 08	249	T/A	NIL	49.71	38.7	1,014	174
V50 1.6D S 5d MP 08	749	T/A	126	52.25	56.5	730	132
V50 1.8 SE 5d MP 08	749	T/A	130	52.25	38.7	1,014	174

Quadracycles (5 year Contract Hire only)

AIXAM				T 01788 553330 • www.aixam.co.uk			
A751 SL 0.5 3d CVT MP	NIL	T/A	NIL	49.23	N/A	N/A	N/A
A751 0.5D SL 3d CVT MP	NIL	T/A	NIL	49.23	N/A	N/A	N/A
A751 0.5 Crossline 3d HB MP	1,000	T/A	305	52.26	N/A	N/A	N/A

MICROCAR				T 01789 730094 • www.micro-car.co.uk			
MC1 0.5 SLX 3d Classic 2st MP	NIL	44.25	NIL	44.20	N/A	N/A	N/A
MC1 0.5 SLX 3d Premier 2st MP	NIL	44.25	NIL	44.20	N/A	N/A	N/A
MC2 0.5 SE LWB 3d 4st MP	NIL	T/A	NIL	49.24	N/A	N/A	N/A
MC2 0.5 HSE LWB 3d 4st MP	395	T/A	NIL	50.96	N/A	N/A	N/A

Contract Hire Scheme for Wheelchair Accessible Vehicles

These models represent vehicles that have been converted to carry wheelchair passengers. The tables below show advance payments for five year leases only, three year prices are available upon request. Customers who require financial assistance towards these vehicles should be aware that there is currently a waiting list, details of which will be given upon application.

Factors such as ramp length and lowering suspension will affect how easy it is for a wheelchair user to enter and leave the car. A ramp winch should be included on any conversion with a ramp angle greater than 14 degrees. 'Lowered floor' indicates that a part of the floor has been lowered to provide enough headroom for a wheelchair user. 'High roof' indicates

that the car has an increased roof height to provide headroom for the wheelchair user. Additional seats and other features may be available as options. For full details please contact the supplier shown. Motability recommends you ask for a demonstration and test drive before choosing a vehicle.

DLA Holders 5 year advance payment £	WPMS Holders 5 year advance payment £	No. seats including w/chair	W/chair entry point	Max seated height	Lowered floor	High roof	Ramp length metres	Lowering suspension	Ramp winch
ALLIED VEHICLES Freephone 0800 916 3015 • www.alliedvehicles.co.uk									
Partner Horizon 1.4 LF MP AC									
NIL	NIL	4	Rear	1.38	Yes	No	1.27	No	Yes
Doblo Freedom 1.9 Dynamic HR MP AC									
NIL	NIL	4	Rear	1.36	No	Yes	1.60	No	Yes
Berlingo Lifestyle 1.4 LF MP									
NIL	NIL	4	Rear	1.38	Yes	No	1.27	No	Yes
Kangoo Autograph Authentique 1.2 LF MP									
NIL	NIL	4	Rear	1.34	Yes	No	1.27	No	Yes
Expert Independence 1.6HDI LF MP AC									
2,495	1,144	7	Rear	1.38	Yes	No	1.37	Yes	No
ASPECT CONVERSIONS T 01704 546600 • www.aspectconversions.co.uk									
Kangoo 1.2 Authentique LF MP AC									
NIL	NIL	4	Rear	1.38	Yes	No	0.93	No	Option
Doblo 1.3 Multijet Active HR MP									
499	NIL	4	Rear	1.05	No	Yes	1.95	No	Yes
Kangoo 1.6 Authentique AT LF MP									
1,926	575	4	Rear	1.38	Yes	No	0.93	No	Option
Scudo 1.6 Multijet Combi LF MP AC									
3,999	2,648	6	Rear	1.39	Yes	No	1.47	No	Option
Other Kangoo, Doblo and Scudo models available									

DLA Holders 5 year advance payment £	WPMS Holders 5 year advance payment £	No. seats including w/chair	W/chair entry point	Max seated height	Lowered floor	High roof	Ramp length metres	Lowering suspension	Ramp winch
AUTOMOTIVE									
T 0191 2628090 • www.automotivegroup.co.uk									
Doblo Dynamic 1.4 LF MP AC									
NIL	NIL	4	Rear	1.52	Yes	No	1.20	No	Option
Doblo Active 1.3 Multijet E4 LF									
450	NIL	4	Rear	1.52	Yes	No	1.20	No	Option
Scudo Fortune Combi 1.6TD LF									
3,373	2,022	6	Rear	1.50	Yes	No	1.20	Yes	Option
Caddy 1.9TD Maxi Life 5d LF MP AC SN									
5,495	4,145	6	Rear	1.42	Yes	No	1.40	No	Option
VW Sharan S 2.0 115bhp LF									
6,763	5,413	6	Rear	1.28	Yes	No	1.20	No	Option
BROOK MILLER									
T 01484 721772 • www.brookmiller.co.uk									
Sedona Access 2.9CRDi GS LF MP AC									
4,999	3,643	6	Rear	1.42	Yes	No	0.93	No	Option
Sedona Centro 2.9CRDi GS AT LF MP AC									
5,999	4,643	5	Rear	1.42	Yes	No	0.93	No	Option
Sedona Access 2.9CRDi LF LS MP AC									
7,495	6,140	6	Rear	1.42	Yes	No	0.93	Yes	Option
Sedona Access 2.9CRDi TS AT LF MP AC									
9,745	8,390	6	Rear	1.42	Yes	No	0.93	No	Option
Sedona 2.9CRDi Passenger Upfront GS LF LS MP AC									
12,995	11,644	4	Side	1.42	Yes	No	0.93	Yes	Option
BROTHERWOOD									
T 01935 872603 • www.brotherwood.co.uk									
Peugeot Partner 1.6 LF MP AC									
4,999	3,649	5	1.42	1.45	Yes	No	0.99	No	Option
VW Caddy Life 1.9TDi AT LF MP AC									
13,120	11,769	5	1.42	1.47	Yes	No	0.99	No	Option
Fiat Multipla 1.9 Dynamic Plus LF MP AC									
13,485	12,135	4	1.38	1.42	Yes	No	1.21	No	Option
Kia Sedona 2.9CRDI AT LF MP AC									
13,931	12,580	5	1.43	1.50	Yes	No	1.08	No	Option
VW Sharan 1.9TDi S AT LF HR MP AC									
16,153	14,803	5	1.37	1.49	Yes	Yes	1.38	No	Option
CONSTABLES									
T 01323 767574 • www.constablesmobility.co.uk									
Kangoo 1.6 AT Pure LF MP									
NIL	NIL	4	Rear	1.42	Yes	No	1.16	Option	Option
Kangoo 1.2 Pure LF MP									
NIL	NIL	4	Rear	1.42	Yes	No	1.16	Option	Option
Kangoo 1.5dci 68 Pure LF MP									
150	NIL	4	Rear	1.42	Yes	No	1.16	Option	Option
Kangoo 1.6 AT Pure LF MP AC									
250	NIL	4	Rear	1.42	Yes	No	1.16	Option	Option
New Expert Tepee Openroad range now available									

DLA Holders 5 year advance payment £	WPMS Holders 5 year advance payment £	No. seats including w/chair	W/chair entry point	Max seated height	Lowered floor	High roof	Ramp length metres	Lowering suspension	Ramp winch
DAVIS T 01732 455174 • www.accessible-transport.co.uk									
Kangoo Solo 1.6 Expression AT LF MP AC									
5,721	4,371	5	Rear	1.38	Yes	No	0.55	Yes	Option
Kangoo 1.6 Expression SBS AT LF MP AC									
13,090	11,740	4	Rear	1.43	Yes	No	0.75	Yes	Option
Grand Espace Dynamique 2.2dCi 150 AT LF MP AC									
14,453	13,103	6	Rear	1.20	Yes	No	0.73	Yes	Option
Grand Espace Dynamique 2.0 AT LF MP AC									
14,769	13,419	6	Rear	1.20	Yes	No	0.73	Yes	Option
Trafic LL29 2.0dCi TwoWheelchair QS6 LF MP AC									
17,456	16,106	8	Rear	1.44	Yes	No	0.86	Yes	Option
GLENEAGLES T 01334 657722 • www.gleneaglesconversions.co.uk									
Kangoo Authentique 1.2 MP TG									
NIL	NIL	4	Rear	1.40	Yes	No	0.96	No	Option
Kangoo Authentique 1.2 MP AC TG									
188	NIL	4	Rear	1.40	Yes	No	0.96	No	Option
Doblo 1.4 Active LF MP									
275	NIL	4	Rear	1.38	Yes	No	1.10	No	Option
Expert Tepee 1.6 L1 MP TG									
3,647	2,296	5	Rear	1.41	Yes	No	1.20	Option	Option
Dispatch Combi 1.6HDi LF MP AC									
4,556	3,206	5	Rear	1.41	Yes	No	1.20	Option	Option
GM COACHWORKS T 0800 3169327 • www.gmcoachworks.co.uk									
Doblo Aspen 1.4 Active LF MP									
NIL	NIL	4	Rear	1.38	Yes	No	1.10	Option	Option
Doblo Aspen 1.3 Multijet Dynamic LF MP AC									
750	51	4	Rear	2.38	Yes	No	1.10	Option	Option
Expert Tepee 1.6HDi Montana Comfort LF MP									
3,745	2,392	5	Rear	1.41	Yes	No	1.20	Option	Option
Ducato Utah 2.2 Multijet 100 SWB AC RW									
6,397	5,047	5	Rear	1.50	No	No	2.41	Option	Yes
C8 Cirrus 2.0i LX LF MP AC									
7,495	6,142	5	Rear	1.29	Yes	No	1.02	Option	Option
GOWRINGS T 0845 6088020 • www.gowringsmobility.co.uk									
Doblo 1.4 Dynamic MP AC									
NIL	NIL	3	Rear	1.44	Yes	No	1.14	Option	Option
Berlingo 1.4 Forte E4 MP									
NIL	NIL	4	Rear	1.38	Yes	No	1.23	Option	Option
Kangoo 1.2 Authentique MP AC									
NIL	NIL	4	Rear	1.42	Yes	No	0.93	Option	Option
Connect 1.8TDCi LX LF MP AC									
4,995	3,643	4	Rear	1.48	Yes	No	1.55	Option	Option
Zafira Life 1.6 LF LS MP AC									
6,995	5,645	5	Rear	1.25	Yes	No	1.55	Yes	Option

DLA Holders 5 year advance payment £	WPMS Holders 5 year advance payment £	No. seats including w/chair	W/chair entry point	Max seated height	Lowered floor	High roof	Ramp length metres	Lowering suspension	Ramp winch
HOLDEN									
T 0845 6126665 • www.holdenmobility.co.uk									
Kangoo 1.2 Authentique LF MP									
NIL	NIL	4	Rear	1.38	Yes	No	1.00	Option	Option
Kangoo 1.6 Authentique AT LF MP									
NIL	NIL	4	Rear	1.38	Yes	No	1.00	Option	Option
Kangoo 1.2 Authentique LS MP AC									
699	NIL	4	Rear	1.38	Yes	No	0.62	Yes	Option
Grand Space 2.0dCi 150 Team LS MP									
6,499	5,143	6	Rear	1.25	Yes	No	0.75	Yes	Yes
Master SL28 2.5dCi TL MP AC									
10,999	9,642	4	Rear	1.54	No	No	1.10	No	No
LEWIS REED									
T 0800 2471001 • www.lewisreedgroup.co.uk									
Berlingo 1.4 Forte E4 MP									
1,799	449	4	Rear	1.31	Yes	No	1.07	No	Yes
Toyota Hiace 2.5TD 250 GL MP									
3,130	1,780	5	Rear	1.40	No	No	2.40	No	Option
VW Transporter MK3 1.9TDi MP RW									
5,871	4,521	7	Rear	1.33	No	No	1.95	No	Yes
Caravelle 2.5TDi 130 SE MP RW									
10,023	8,673	6	Rear	1.40	No	No	2.00	No	Yes
Caddy Life 1.9TDi LF MP AC									
11,300	9,949	4	Rear	1.45	Yes	No	1.10	No	Option
MCELMEEL MOBILITY SERVICES									
T 0283 7525333 • www.mobility-services.com									
Doblo 1.3 Multi Active LF MP									
NIL	NIL	4	Rear	1.37	Yes	No	1.04	No	Yes
Doblo 1.3 Multi Active LF MP AC									
200	NIL	4	Rear	1.37	Yes	No	1.04	No	Yes
Kangoo 1.2 Start Authentique MP									
242	NIL	4	Rear	1.14	No	No	0.94	No	Yes
Expert 1.6HDi Tepee L1 LF LS MP									
3,712	2,362	6	Rear	1.41	Yes	No	1.20	Yes	No
Dispatch 1.6HDi L1 LF LS MP									
3,879	2,529	6	Rear	1.41	Yes	No	1.20	Yes	No
O&H MOBILITY									
T 0845 600 2218 • www.oh-mobility.co.uk									
Doblo 1.4 Dynamic LF MP AC									
NIL	NIL	4	Rear	1.38	Yes	No	1.38	No	Option
Expert 1.6 HDi LF AS MP AC									
3,295	1,945	5	Rear	1.48	Yes	No	1.38	Yes	Option
Scudo 2.0 Multijet Panorama LF AS MP AC									
3,995	2,645	5	Rear	1.48	Yes	No	1.38	Yes	Option
Trafic SL27 2.0dCi LF MP AC									
3,995	2,645	6	Rear	1.52	Yes	No	1.38	No	Option
Trafic SL27 2.0dCi QS6 LF MP AC									
4,595	3,244	6	Rear	1.52	Yes	No	1.38	No	Option

DLA Holders 5 year advance payment £	WPMS Holders 5 year advance payment £	No. seats including w/chair	W/chair entry point	Max seated height	Lowered floor	High roof	Ramp length metres	Lowering suspension	Ramp winch
PARAVAN T 01442 270202 • www.paravan.com									
Sedona 2.9CRDi GS AT LS LF PA									
25,357	24,006	6	Side	1.34	Yes	No	1.39	Yes	No
ROY WOOD T 01189 790202 • www.roywoodtransits.co.uk									
Transit Innov-8 2.2TDCi 280 SWB LR MP									
7,999	6,649	5	Rear	1.36	No	No	2.10	No	Option
Transit Innov-8 2.2TDCi 280 SWB MR MP									
8,433	7,082	5	Rear	1.67	No	Yes	2.10	No	Option
Transit Innov-8 2.2TDCi 280 SWB LR 2WC									
8,452	7,102	5	Rear	1.36	No	No	2.10	No	Option
Transit Innov-8 2.2TDCi 280 SWB MR 2WC									
8,886	7,536	5	Rear	1.67	No	Yes	2.10	No	Option
SIRUS T 0121 505 7777 • www.sirusautomotive.com									
Kangoo 1.6 Expression SBS AT MP MTG									
6,995	5,645	3	Rear	1.44	Yes	No	0.92	Yes	No
Kangoo 1.6 Expression SBS AT MP AC MTG									
7,442	6,092	3	Rear	1.44	Yes	No	0.92	Yes	No
Kangoo 1.6 Expression SBS AT MP ATG									
7,995	6,645	3	Rear	1.44	Yes	No	0.92	Yes	No
Kangoo 1.6 Expression SBS AT MP AC ATG									
8,442	7,091	3	Rear	1.44	Yes	No	0.92	Yes	No
STEERING DEVELOPMENTS T 01442 212918 • www.steeringdevelopments.co.uk									
Kangoo Solo Expression 1.6 AT LF Passenger Beside Driver									
14,015	12,665	3	Rear	1.38	Yes	No	0.76	Yes	No
Kangoo Solo Expression 1.6 AT LF Passenger Behind Driver									
8,367	7,017	4	Rear	1.37	Yes	No	0.76	Yes	Option
WIDNES T 0151 4202000 • www.wheelchair-access.co.uk									
VW Transporter 1.9TD T26 MP RW									
3,483	2,132	5	Rear	1.32	No	No	2.35	No	Yes
Traffic SL27 2.0dCi 115 MP RW									
3,912	2,561	5	Rear	1.27	No	No	2.35	No	Yes
Master SL28 2.5dCi MP RW									
5,410	4,059	5	Rear	1.54	No	No	2.40	No	Yes
Mercedes Vito 2.1TD 109 MP AC RW									
5,397	4,047	5	Rear	1.26	No	No	2.00	No	Yes
Scudo 1.6 Multijet L1 Combi LF MP AC									
3,950	2,600	6	Rear	1.39	Yes	No	1.47	No	Option

Contract Hire Scheme for Wheelchair Driver Vehicles

These models represent vehicles that have been converted either to be driven from a wheelchair or to allow easy transfer from a wheelchair to the driver's seat. The tables below show advance payments for five year leases only, three year prices are available upon request. Customers who require financial assistance towards these vehicles should be aware that there is currently a waiting list, details of which will be given upon application.

Depending on your disability, additional adaptations may be required to enable you to drive these vehicles. Before making your choice of adaptations it is strongly recommended that you seek professional advice on which products may best suit your requirements.

Factors such as ramp length and lowering suspension will affect how easy it is for a wheelchair user to enter and leave the car. A ramp winch should be included on any conversion with a ramp angle greater than

14 degrees. 'Lowered floor' indicates that a part of the floor has been lowered to provide enough headroom for a wheelchair user. 'High roof' indicates that the car has an increased roof height to provide headroom for the wheelchair user.

Additional seats and other features may be available as options. For full details please contact the supplier shown. Motability recommends you ask for a demonstration and test drive before choosing a vehicle.

DLA Holders 5 year advance payment £	WPMS Holders 5 year advance payment £	No. seats including w/chair	W/chair entry point	Max seated height	Lowered floor	High roof	Ramp length metres	Lowering suspension	Ramp winch
ASPECT CONVERSIONS T 01704 546600 • www.aspectconversions.co.uk									
Kangoo 1.6 Assist Expression AT LF MP AC									
7,996	6,646	3	Rear	1.38	Yes	No	0.93	No	No
AUTOMOTIVE T 0191 2628090 • www.automotivegroup.co.uk									
Caddy Life Upfront 1.9 TD LF									
13,924	12,574	4	Rear	1.42	Yes	No	1.2	Yes	No
BROOK MILLER T 01484 721772 • www.brookmiller.co.uk									
Sedona Pilot 2.9D LS AT MP AC									
21,825	20,470	5	Side	1.42	Yes	No	1.23	No	No
Sedona Pilot 2.9D TS AT MP AC									
23,595	22,241	5	Side	1.42	Yes	No	1.23	No	No
DAVIS T 01732 455174 • www.accessible-transport.co.uk									
Kangoo Solo 1.6 Expression AT LF MP AC									
8,381	7,030	3	Rear	1.43	Yes	No	0.75	Yes	No
GM COACHWORKS T 0800 3169327 • www.gmcoachworks.co.uk									
Caravelle Colorado 2.5TDi SE AT LF MP AC UVL									
21,795	20,445	5	Side	1.41	Yes	No	N/A	No	N/A
HOLDEN T 0845 6126665 • www.holdenmobility.co.uk									
Kangoo 1.6 Expression AT MP									
8,507	7,156	3	Rear	1.40	Yes	No	0.90	Yes	No
Kangoo 1.6 Expression AT MP AC									
8,707	7,357	3	Rear	1.40	Yes	No	0.90	Yes	No
LEWIS REED T 0800 2471001 • www.lewisreedgroup.co.uk									
Shuttle SE 2.5Tdi SWB AT MP AC									
12,791	11,440	5	Rear	1.4	No	No	N/A	No	No
PARAVAN T 01442 270202 • www.paravan.com									
Sedona 2.9CRDi GS AT LF LS									
24,914	23,564	5	Side	1.34	Yes	No	1.20	Yes	No
SIRUS T 0121 505 7777 • www.sirusautomotive.com									
Kangoo 1.6 Expression AT MP									
6,995	5,640	3	Rear	1.45	Yes	No	1.20	Yes	No
Kangoo 1.6 Expression AT MP AC									
7,442	6,087	3	Rear	1.45	Yes	No	1.20	Yes	No
STEERING DEVELOPMENTS T 01442 212918 • www.steeringdevelopments.co.uk									
Kangoo Solo 1.6 Expression AT LF MP AC									
8,772	7,422	3	Rear	1.43	Yes	No	0.76	Yes	No
Grand Voyager 2.8TD Entervan LF MP AC									
24,895	23,545	5	Side	1.38	Yes	No	1.20	Yes	No

Adaptations

The prices shown apply nationwide for the purchase of adaptations, fitted as part of the Motability Managed Adaptations Programme for cars on the Contract Hire Scheme. Where a price is shown as Nil, there is no additional cost to have this adaptation fitted to your Motability Scheme car at the time of application. Many other prices have been significantly reduced from the Manufacturer's Recommended Price. All prices include installation and any maintenance where required. Further adjustments carried out by your installer may result in an additional charge. The products shown

are available at the time of printing and Motability Operations reserves the right to withdraw products at any time. Not all adaptations available on the scheme are shown. Please check the Motability website, www.motability.co.uk, for a full list of Motability Scheme adaptations and descriptions.

When choosing adaptations, in particular boot-mounted hoists/lifts, it is important to ensure that the adaptation, your chosen vehicle and any other affected equipment, such as a wheelchair or scooter, are compatible with each other. You should check the storage space in

the vehicle, and the lifting weight of the adaptation to ensure that your wheelchair or scooter can be lifted and stored properly. For safety whilst travelling, it is recommended that you secure your wheelchair or scooter with compatible tie-downs. It is strongly recommended that you discuss these issues with your adaptations installer prior to making your choice of adaptation or vehicle. Further information is provided in the Motability adaptations guide – 'make it yours', which is available to download from www.motability.co.uk or by calling 0845 456 4566.

ADAPTION MANUFACTURER	MECHANICAL HAND CONTROLS	FITTED PRICE £
Adaptacar Limited	Push/Pull Brake/Accelerator	NIL
Adaptacar Limited	Push/Pull Brake/Accelerator with Indicator Switch (non-multiplex)	60
Adaptacar Limited	Push/Pull Brake/Accelerator with Indicator Switch (multiplex)	554
Adaptacar Limited	Radial hand controls	350
Alfred Bekker	Push/Pull Brake/Accelerator	NIL
Alfred Bekker	Push/Pull Brake/Accelerator with Indicator Switch (multiplex)	490
Alfred Bekker	Push/Pull Brake/Accelerator with Indicator Switch (non-multiplex)	65
Autoadapt UK Ltd	Push/Pull Brake/Accelerator (Carospeed)	185
Autoadapt UK Ltd	Carospeed indicator (Non Multiplex)	460
Autoadapt UK Ltd	Carospeed indicator (Multiplex)	710
Brig-Ayd Controls Ltd	Push/Pull Brake/Accelerator	NIL
Brig-Ayd Controls Ltd	Push/Pull Brake/Accelerator with Indicator Switch (non-multiplex)	40
Brig-Ayd Controls Ltd	Push/Pull Brake/Accelerator with Indicator Switch (multiplex)	506
Chris Elliott Adaptions	Menox Floor Mounted Push/Pull Brake/Accelerator	200
Cowal Mobility Aids Ltd	Push/Pull Brake/Accelerator	NIL
Cowal Mobility Aids Ltd	Push/Pull Brake/Accelerator with Indicator Switch (non-multiplex)	60
Cowal Mobility Aids Ltd	Push/Pull Brake/Accelerator with Indicator Switch (multiplex)	380
Eclipse Vehicle Adaptations Ltd	Push/Pull Brake/Accelerator	NIL
Eclipse Vehicle Adaptations Ltd	Push/Pull Brake/Accelerator with Indicator Switch (non-multiplex)	30
Eclipse Vehicle Adaptations Ltd	Push/Pull Brake/Accelerator with Indicator Switch (multiplex)	250
Elap Mobility	Push Brake	NIL
Elap Mobility	Radial Accelerator/Electronic Push Brake	820
Elap Mobility	Radial Accelerator/Mechanical Push Brake	299
Jeff Gosling Hand Controls Ltd	Push/Pull Brake/Accelerator	NIL
Jeff Gosling Hand Controls Ltd	Push/Pull Brake/Accelerator with Indicator Switch (non-multiplex)	75
Jeff Gosling Hand Controls Ltd	Push/Pull Brake/Accelerator with Indicator Switch (multiplex)	475
Jim Doran Hand Controls	Push/Pull Brake/Accelerator	NIL
Jim Doran Hand Controls	Push/Pull Brake/Accelerator with Indicator Switch (non-multiplex)	85
Jim Doran Hand Controls	Push/Pull Brake/Accelerator with Indicator Switch (multiplex)	275
Jim Doran Hand Controls	MPS Radial Hand Controls	180
McElmeel Mobility Services Ltd	Push/Pull Brake/Accelerator	NIL
McElmeel Mobility Services Ltd	Push/Pull Brake/Accelerator with Indicator Switch (non multiplex)	130

ADAPTION MANUFACTURER	MECHANICAL HAND CONTROLS (CONTINUED)	FITTED PRICE £
McElmeel Mobility Services Ltd	Push/Pull Brake/Accelerator with Indicator Switch (multiplex)	670
PB Conversions	Pull Accelerator	NIL
PB Conversions	Push Brake	NIL
PB Conversions	Push/Pull Brake/Accelerator	NIL
PB Conversions	Push/Pull Brake/Accelerator with Indicator Switch (non-multiplex)	50
PB Conversions	Push/Pull Brake/Accelerator with Indicator Switch (multiplex)	210
Techmobility	Push/Pull Brake/Accelerator	NIL
Techmobility	Push/Pull Brake/Accelerator with Indicator Switch (non-multiplex)	55
Techmobility	Push/Pull Brake/Accelerator with Indicator Switch (multiplex)	210

ADAPTION MANUFACTURER	STEERING AIDS	FITTED PRICE £
Adaptacar Limited	Steering Wheel Aid/Ball	NIL
Adaptacar Limited	Steering Wheel Aid/Ball Quick Release	NIL
Alfred Bekker	Steering Spinner	NIL
Alfred Bekker	Quick Release Steering Spinner	NIL
Brig-Ayd Controls Ltd	Steering Wheel Aid/Ball	NIL
Brig-Ayd Controls Ltd	Quick Release Steering Knob	NIL
Chris Elliott Adaptations	Menox Quick Release Steering Ball (Egg Shaped)	NIL
Cowal Mobility Aids Ltd	Steering Wheel Aid/Ball	NIL
Cowal Mobility Aids Ltd	Steering Wheel Aid/Ball – Quick Release	NIL
Eclipse Vehicle Adaptations Ltd	Steering Ball	NIL
Elap Mobility	Steering Wheel Aid/Ball – Leather Quick Release	NIL
Jeff Gosling Hand Controls Ltd	Steering Wheel Aid/Ball	NIL
Jeff Gosling Hand Controls Ltd	Steering Wheel Ball (Quick Release)	NIL
Jim Doran Hand Controls	Steering Wheel Aid/Ball	NIL
Lodgesons	Steering Ball, Quick Release	NIL
McElmeel Mobility Services Ltd	Steering Wheel Aid/Ball	NIL
PB Conversions	Steering Wheel Aid/Ball	NIL
Techmobility	Quick Release Steering Ball	NIL

ADAPTION MANUFACTURER	LEFT FOOT ACCELERATOR	FITTED PRICE £
Adaptacar Limited	Twin Flip Folding Left Foot Accelerator	NIL
Alfred Bekker	Quick Release Left Foot Accelerator	NIL
Autoadapt UK Ltd	Left Foot Accelerator	NIL
Brig-Ayd Controls Ltd	Twin Flip Folding Left Foot Accelerator	NIL
Brig-Ayd Controls Ltd	Floor Mounted Pedal Transfer	NIL
Cowal Mobility Aids Ltd	Twin Flip Folding Left Foot Accelerator	NIL
Eclipse Vehicle Adaptations Ltd	Twin Flip Folding Left Foot Accelerator	NIL
Elap Mobility	Left foot accelerator – Quick release	NIL
Jeff Gosling Hand Controls Ltd	Twin Flip Folding Left Foot Accelerator	NIL
Jim Doran Hand Controls	Left Foot Accelerator	NIL
McElmeel Mobility Services Ltd	Twin Flip Folding Left Foot Accelerator	NIL
PB Conversions	Twin Flip Folding Left Foot Accelerator	NIL
Techmobility	Twin Flip Folding Left Foot Accelerator	NIL

ADAPTION MANUFACTURER	REMOTE CONTROL OF ANCILLARIES	FITTED PRICE £
Autoadapt UK Ltd	Radio secondary controls (normal wiring)	365
Autoadapt UK Ltd	Radio secondary controls (multi-plex)	925
Elap Mobility	5 Way Infra Red Secondary Control System (non-multiplex)	100
Elap Mobility	5 Way Infra Red Secondary Control System (multiplex)	750
Elap Mobility	9 Way Infra Red Secondary Control System (multiplex)	750
Elap Mobility	9 Way Infra Red Secondary Control System (non-multiplex)	480
Elap Mobility	12 Way Infra Red Secondary Control System (multiplex)	750
Elap Mobility	12 Way Infra Red Secondary Control System (non-multiplex)	499
Lodgesons	9 Way RKS 100 Wireless Secondary Control System (non-multiplex)	495
Lodgesons	9 Way RKS 100 Wireless Secondary Control System (multiplex)	795
Lodgesons	12 Way RKS 100 Wireless Secondary Control System (non multiplex)	625
Lodgesons	12 Way RKS 100 Wireless Secondary Control System (multiplex)	880
Lodgesons	18 Way RKS 100 Wireless Secondary Control System (non multiplex)	1,160
Lodgesons	18 Way RKS 100 Wireless Secondary Control System (multiplex)	1,695
Lodgesons	9 Way 1 Button Bleeper Wireless Secondary Control System (Non MP)	655
Lodgesons	9 Way 1 Button Bleeper Wireless Secondary Control System (MP)	1,225
Lodgesons	12 Way 1 Button Bleeper Wireless Secondary Control System (Non MP)	990
Lodgesons	12 Way 1 Button Bleeper Wireless Secondary Control System (MP)	1,470
Techmobility	12+ Way Infra Red Secondary Control System (non-multiplex)	400
Techmobility	12+ way Infra Red Secondary Control System (multiplex)	850

ADAPTION MANUFACTURER	WHEELCHAIR STOWAGE – IN CAR SYSTEMS	FITTED PRICE £
Adaptacar Limited	Adaptacar powered 2-way electric wheelchair hoist, maximum lift 140Kg	571
Adaptacar Limited	Adaptacar powered 4-way electric wheelchair hoist, maximum lift 140Kg	1,285
Adaptacar Limited	Wheelchair restraint tie down	130
Alfred Bekker	Alfred Bekker 40Kg boot hoist	295
Alfred Bekker	Alfred Bekker 100Kg hoist	795
Alfred Bekker	Wheelchair/Scooter bracketry	55
Alfred Bekker	Tie down for hoist	65
Alfred Bekker	Manual wheelchair Wheel In Tie Down	395
Alfred Bekker	Electric wheelchair tie down	1,121
Alfred Bekker	Wheelchair bracketing for tie down	225
Autoadapt UK Ltd	Carolift 325 – 2 way powered boot hoist, maximum lift 91Kg (Saloons)	220
Autoadapt UK Ltd	Carolift 90 – 4 way powered boot hoist, maximum lift 90Kg	1,025
Autoadapt UK Ltd	Carolift VSL 6000 – 4 way powered boot hoist, maximum lift 180Kg	1,765
Autoadapt UK Ltd	Carolift VSL 6900 – 4 way powered boot hoist, maximum lift 180Kg	1,975
Autochair Ltd	30Kg Mini Hoist, 2 way power, wheelchair/scooter, hard wire controlled	335
Autochair Ltd	100Kg Mini Hoist 2 way power, wheelchair/scooter, hard wire controlled	585
Autochair Ltd	100Kg Mini Hoist 4 way power, wheelchair/scooter, radio controlled	785
Autochair Ltd	150Kg Mini Hoist 4 way power, wheelchair/scooter, radio controlled	935
Autochair Ltd	Lifting Bracket For Electric Wheelchair	32
Autochair Ltd	Lifting Bracket For Electric Scooter	55
Autochair Ltd	Ratchet Type Tie Down	90
Autochair Ltd	Retractable Belt and Buckle Tie Down	140
Brig-Ayd Controls Ltd	2 way boot Hoist, maximum lift weight 40kg	145
Brig-Ayd Controls Ltd	2 way powered boot hoist, maximum lift weight 75Kg	305
Brig-Ayd Controls Ltd	2 way powered boot hoist, maximum lift weight 100Kg	551
Brig-Ayd Controls Ltd	4 way powered boot hoist, maximum lift weight 100Kg	815
Brig-Ayd Controls Ltd	4 way powered boot hoist, maximum lift weight 150Kg	1,079
Brig-Ayd Controls Ltd	Telescopic boot hoist, maximum lift weight 120Kg	1,533
Brig-Ayd Controls Ltd	Retractable wheelchair tie down	117

ADAPTION MANUFACTURERS	WHEELCHAIR STOWAGE – IN CAR SYSTEMS (CONTINUED)	FITTED PRICE £
Elap Mobility	V115 Boot Hoist, 4 way powered, SWL 115kg, with W/C/Scooter Bracket	727
Elap Mobility	V150 Boot Hoist, 4 way powered, SWL 150kg, with W/C/Scooter Bracket	934
Elap Mobility	V40 Boot Hoist (SWL 40Kg) Multi-Boom	100
Elap Mobility	V40 Hoist (SWL 40Kg) Multi-Boom With Scooter Hitch	149
Elap Mobility	V40 Boot Hoist (SWL 40Kg) Multi-Boom With Scooter Hitch & Tie Down	299
Elap Mobility	V40 Boot Hoist (SWL 40Kg) Multi-Boom & Scooter Hitch- False Floor	249
KC Mobility Solutions Ltd	Boot mounted wheelchair hoist, powered 2-way, maximum lift 150Kg	375
KC Mobility Solutions Ltd	Boot mounted wheelchair hoist, powered 4-way, maximum lift 150Kg	705
KC Mobility Solutions Ltd	Hoist tie down, manual webbing restraint	85
KC Mobility Solutions Ltd	KC Robostore – wheelchair stowage device for both rigid & folding chairs	4,500
McElmeel Mobility Services Ltd	40 Kg Boot Hoist C/W Manual Tie Down System	100
McElmeel Mobility Services Ltd	75 Kg Boot Hoist C/W Manual Tiedowns And Wheelchair Brackets	489
McElmeel Mobility Services Ltd	100 Kg Boot Hoist C/W Manual Tiedowns And Wheelchair Brackets	635
McElmeel Mobility Services Ltd	150 Kg Boot Hoist C/W Manual Tiedowns And Wheelchair Brackets	808
PB Conversions	4 way powered boot hoist, maximum lift weight 100Kg inc. tie down strap	780
PB Conversions	4 way powered boot hoist, maximum lift weight 150Kg inc. tie down strap	980
Techmobility	Mini Hoist – for manual wheelchairs up to 30Kg, 2 way powered	100
Techmobility	Mini Hoist – for manual wheelchairs up to 30Kg, 4 way powered	400
Techmobility	Midi Hoist – for electric wheelchairs & scooters up to 80Kg, 4 way power	590
Techmobility	Maxi Hoist – for electric wheelchairs & scooters up to 130Kg, 4 way power	700
Techmobility	“Seat -On” scooter brackets	75
Techmobility	Tie down eyelets and straps	140

ADAPTION MANUFACTURER	WHEELCHAIR STOWAGE – ROOFTOP SYSTEMS	FITTED PRICE £
Autoadapt UK Ltd	Braun Chair Topper Roof Mounted Wheelchair Hoist System	2,760
Autochair Ltd	Autochair Lite Roof Mounted Wheelchair Hoist System	2,635
Braiden International UK Ltd	Gentle Giant RTU 100 Rooftop wheelchair Hoist System 33kg	2,950
Cowal Mobility Aids Ltd	GZ-91 Roof Mounted Wheelchair Hoist System	2,900
McElmeel Mobility Services Ltd	Braun Chair Topper	2,750

ADAPTION MANUFACTURER	PERMANENT SWIVEL SEATS	FITTED PRICE £
Autoadapt UK Ltd	Turnout manual with BEV seat	1,325
Autoadapt UK Ltd	Turnout electric with BEV seat	1,680
Autoadapt UK Ltd	Turny HD with BEV seat with arm rests	3,400
Elap Mobility	Rotating Car Seat	980
Elap Mobility	Rotating Car Seat With Two Armrests	1,120

ADAPTION MANUFACTURERS	WHEELCHAIR SWIVEL SEATS	FITTED PRICE £
Autoadapt UK Ltd	12” Carony with Manual Turnout (Bev Seat)	2,750
Autoadapt UK Ltd	12” Carony with Electric Turnout (Bev Seat)	3,130
Autoadapt UK Ltd	Carony Go with Electric Turnout (Bev Seat)	6,625
Elap Mobility	Traveller – Wheelchair Transfer System	2,100

ADAPTION MANUFACTURER	MECHANICAL MODIFICATIONS TO PEDALS	FITTED PRICE £
Alfred Bekker	Pedal Extensions (2 Pedals Automatic Transmission)	NIL
Chris Elliott Adaptations	Menox Mini Stamp (Separate Pedal Extensions/price per pedal)	NIL
Cowal Mobility Aids Ltd	Pedal Extensions (2 Pedals Automatic Transmission)	NIL
Jim Doran Hand Controls	Pedal Extension	NIL
McElmeel Mobility Services Ltd	Pedal Extensions (2 Pedals Automatic Transmission)	NIL
PB Conversions	Pedal Extensions (2 Pedals automatic Transmission)	NIL
Techmobility	Pedal Extensions (2 Pedals Automatic Transmission)	NIL

ADAPTION MANUFACTURER	ELECTRONIC ACCELERATORS	FITTED PRICE £
Brig-Ayd Controls Ltd	Electrical Trigger Throttle & Brake System For Fly By Wire	577
Elap Mobility	Electronic trigger accelerator and brake	498
Elap Mobility	Handheld 'Satellite' Electronic Accelerator and brake	977
Elap Mobility	Over Ring Electronic Accelerator and brake	1,314

ADAPTION MANUFACTURERS	GENERAL	FITTED PRICE £
Various Manufacturers	Easy Release Handbrake	NIL
Various Manufacturers	Pedal Guards	NIL
Adaptacar Limited	Electric Parking Brake Car Only	550
Autoadapt UK Ltd	Electric Parking Brake	600
Jim Doran Hand Controls	Electric Handbrake	750
KC Mobility Solutions Ltd	Electronic Handbrake All Models	140

ADAPTION MANUFACTURER	WEB	TELEPHONE
Adaptacar Limited	www.adaptacar.com	01769 572785
Alfred Bekker	www.alfredbekker.com	01377 241 700
Autoadapt UK Ltd	www.autoadapt.co.uk	0121 333 5170
Autochair Ltd	www.autochair.co.uk	0800 214045
Braiden International UK Ltd	www.gentle-giant.com	01623 422922
Brig-Ayd Controls Ltd	www.brig-aydcontrols.co.uk	01707 322 322
Chris Elliott Adaptions	www.chriselliottadaptions.co.uk	01733 333023
Cowal Mobility Aids Ltd	www.cowalmobility.co.uk	01494 714400
Eclipse Vehicle Adaptations Ltd	www.eclipsevehicles.co.uk	01443 813656
Elap Mobility	www.elap.co.uk	01254 871599
Jeff Gosling Hand Controls Ltd	www.jeffgosling.co.uk	0161 430 2151
Jim Doran Hand Controls	www.jimdoranhandcontrols.co.uk	02476 460833
KC Mobility Solutions Ltd	www.kcmobility.co.uk	01924 442386
Lodgesons	www.lodgesons.co.uk	0870 013 2420
McElmeel Mobility Services Ltd	www.mobility-services.com	02837 525 333
PB Conversions	www.pbconversions.co.uk	01525 850588
Techmobility	www.techmobilityuk.com	01376 564499

Hire Purchase Guide

If you would prefer to buy your own car you may be interested in the Motability Hire Purchase (HP) Scheme.

Hire Purchase may suit you if:

- you want to own a car and use your mobility allowance to pay for it
- you require costly adaptations
- you plan to cover very high mileage in your car

Only the cash price of the car and the warranty may be financed with the Motability Hire Purchase Scheme.

What's not included in the HP Scheme

You will be responsible for arranging and paying for:

- Comprehensive insurance
- Breakdown recovery
- Servicing and repairs
- MoT if the car is older than 3 years (4 years in Northern Ireland)
- Replacement tyres/windscreen/windows

You will also be responsible for ensuring your car is taxed by either using your tax exemption certificate (DLA 404) or paying for it yourself.

How it works

The amount of money you can borrow to buy a car is determined by the amount of your Higher Rate Mobility Component of Disability Living Allowance or War Pensioners' Mobility Supplement. Your repayments cannot exceed the 4-weekly amount, but they can be less than this. The minimum weekly repayment is £25.

If you chose HP, you negotiate the price of the car with your Motability dealer.

HP finance for new and used cars can be taken over 3, 4 or 5 years.

If you plan to buy a used car it must be less than 3 years old and have driven less than 45,000 miles (unless you are buying your current Motability car). The maximum age of a car at the end of a HP

agreement can be no more than 7 years old i.e. if the car you plan to buy is 3 years old, the maximum finance you can apply for is 4 years.

By agreeing to the HP Scheme you are directing the Department for Work and Pensions (DWP) or the The Service Personnel and Veterans Agency (SPVA) to make the repayments on your behalf, to Motability Operations, for the period you want to take the loan.

Repayments will be made by direct deduction from you DLA or WPMS allowance at the rate set out in the tables on the following pages and will be payable at four weekly intervals.

If at any time after the agreement has started your entitlements to the HRMC of DLA or WPMS stop, you are still required to make the regular payments. However, Motability Operations may decide to terminate the Hire Purchase agreement.

Hire Purchase Scheme Finance Tables for New Cars

New 2 year agreements (Nippi vehicles only)

Four-Weekly payment £	Amount of Credit £	Total Payments £	APR%
100.00	2,268.05	2,600.00	14.4%
112.00	2,553.85	2,912.00	13.8%
124.00	2,839.65	3,224.00	13.3%
140.00	3,220.71	3,640.00	12.8%
152.00	3,506.51	3,952.00	12.5%
164.00	3,792.31	4,264.00	12.2%
172.00	3,982.84	4,472.00	12.1%
187.00	4,340.09	4,862.00	11.8%
WPMS ONLY			
192.00	4,459.18	4,992.00	11.7%
209.00	4,864.06	5,434.00	11.5%

Typical Example: 'on the road' cost of your car is £5,000. If you elect to use your total four-weekly allowance (£187.00), the Amount of Credit you are eligible for is £4340.09 (refer table above). Your Advance Payment is then £659.91 (£5000 - £4340.09), and your payments over 2 years = 26 x £187.00 = £4862.00 APR 11.8%

New 3 year agreements

Four-Weekly payment £	Amount of Credit £	Total Payments £	APR%
100.00	3,179.20	3,900.00	14.8%
112.00	3,591.10	4,368.00	14.1%
124.00	4,003.00	4,836.00	13.6%
140.00	4,552.20	5,460.00	13.0%
152.00	4,964.10	5,928.00	12.6%
164.00	5,376.01	6,396.00	12.4%
172.00	5,650.61	6,708.00	12.2%
187.00	6,165.49	7,293.00	11.9%
WPMS ONLY			
192.00	6,337.11	7,488.00	11.8%
209.00	6,920.64	8,151.00	11.6%

Typical Example: 'on the road' cost of your car is £7,000. If you elect to use your total four-weekly allowance (£187.00), the Amount of Credit you are eligible for is £6165.49 (refer table above). Your Advance Payment is then £834.51 (£7000 - £6165.49), and your payments over 3 years = 39 x £187.00 = £7293.00 APR 11.9%

New 4 year agreements

Four-Weekly payment £	Amount of Credit £	Total Payments £	APR%
100.00	4,100.61	5,200.00	12.9%
112.00	4,628.25	5,824.00	12.5%
124.00	5,155.88	6,448.00	12.1%
140.00	5,859.40	7,280.00	11.7%
152.00	6,387.03	7,904.00	11.5%
164.00	6,914.67	8,528.00	11.3%
172.00	7,266.42	8,944.00	11.2%
187.00	7,925.97	9,724.00	11.0%
WPMS ONLY			
192.00	8,145.82	9,984.00	10.9%
209.00	8,893.30	10,868.00	10.7%

Typical Example: 'on the road' cost of your car is £9,000. If you elect to use your total four-weekly allowance (£187.00), the Amount of Credit you are eligible for is £7925.97 (refer table above). Your Advance Payment is then £1074.03 (£9,000 - £7925.97), and your payments over 4 years = 52 x £187.00 = £9724.00 APR 11.0%

New 5 year agreements

Four-Weekly payment £	Amount of Credit £	Total Payments £	APR%
100.00	4,835.98	6,500.00	13.1%
112.00	5,470.00	7,280.00	12.6%
124.00	6,104.02	8,060.00	12.2%
140.00	6,949.38	9,100.00	11.8%
152.00	7,583.40	9,880.00	11.6%
164.00	8,217.42	10,660.00	11.4%
172.00	8,640.10	11,180.00	11.2%
187.00	9,432.62	12,155.00	11.0%
WPMS ONLY			
192.00	9,696.80	12,480.00	11.0%
209.00	10,594.99	13,585.00	10.8%

Typical Example: 'on the road' cost of your car is £10,000. If you elect to use your total four-weekly allowance (£187.00), the Amount of Credit you are eligible for is £9432.62 (refer table above). Your Advance Payment is then £567.38 (£10,000 - £9432.62), and your payments over 5 years = 65 x £187.00 = £12,155 APR 11.0%

Hire Purchase Scheme Finance Tables for Used Cars

Used 2 year agreements (Nippi vehicles only)

Four-Weekly payment £	Amount of Credit £	Total Payments £	APR%
100.00	2,268.05	2,600.00	14.4%
112.00	2,553.85	2,912.00	13.8%
124.00	2,839.65	3,224.00	13.3%
140.00	3,220.71	3,640.00	12.8%
152.00	3,506.51	3,952.00	12.5%
164.00	3,792.31	4,264.00	12.2%
172.00	3,982.84	4,472.00	12.1%
187.00	4,340.09	4,862.00	11.8%
WPMS ONLY			
192.00	4,459.18	4,992.00	11.7%
209.00	4,864.06	5,434.00	11.5%

Typical Example: 'on the road' cost of your car is £5,000. If you elect to use your total four-weekly allowance (£187.00), the Amount of Credit you are eligible for is £4340.09 (refer table above). Your Advance Payment is then £659.91 (£5000 - £4340.09), and your payments over 2 years = 26 x £187.00 = £4862.00 APR 11.8%

Used 3 year agreements

Four-Weekly payment £	Amount of Credit £	Total Payments £	APR%
100.00	3,119.81	3,900.00	16.3%
112.00	3,531.72	4,368.00	15.4%
124.00	3,943.62	4,836.00	14.7%
140.00	4,492.82	5,460.00	14.0%
152.00	4,904.72	5,928.00	13.6%
164.00	5,316.62	6,396.00	13.2%
172.00	5,591.23	6,708.00	13.0%
187.00	6,106.10	7,293.00	12.7%
WPMS ONLY			
192.00	6,277.73	7,488.00	12.6%
209.00	6,861.26	8,151.00	12.2%

Typical Example: 'on the road' cost of your car is £7,000. If you elect to use your total four-weekly allowance (£187.00), the Amount of Credit you are eligible for is £6106.10 (refer table above). Your Advance Payment is then £893.90 (£7000 - £6106.10), and your payments over 3 years = 39 x £187.00 = £7293.00 APR 12.7%

Used 4 year agreements

Four-Weekly payment £	Amount of Credit £	Total Payments £	APR%
100.00	4,038.17	5,200.00	13.9%
112.00	4,565.81	5,824.00	13.3%
124.00	5,093.44	6,448.00	12.8%
140.00	5,796.96	7,280.00	12.4%
152.00	6,324.59	7,904.00	12.1%
164.00	6,852.23	8,528.00	11.8%
172.00	7,203.99	8,944.00	11.7%
187.00	7,863.53	9,724.00	11.4%
WPMS ONLY			
192.00	8,083.38	9,984.00	11.4%
209.00	8,830.86	10,868.00	11.2%

Typical Example: 'on the road' cost of your car is £8,000. If you elect to use your total four-weekly allowance (£187.00), the Amount of Credit you are eligible for is £7863.53 (refer table above). Your Advance Payment is then £136.47 (£8000 - £7863.53), and your payments over 4 years = 52 x £187.00 = £9724.00 APR 11.4%

Used 5 year agreements

Four-Weekly payment £	Amount of Credit £	Total Payments £	APR%
100.00	4,713.40	6,500.00	14.4%
112.00	5,347.42	7,280.00	13.7%
124.00	5,981.44	8,060.00	13.2%
140.00	6,826.80	9,100.00	12.7%
152.00	7,460.82	9,880.00	12.4%
164.00	8,094.84	10,660.00	12.1%
172.00	8,517.52	11,180.00	11.9%
187.00	9,310.04	12,155.00	11.7%
WPMS ONLY			
192.00	9,574.22	12,480.00	11.6%
209.00	10,472.41	13,585.00	11.4%

Typical Example: 'on the road' cost of your car is £10,000. If you elect to use your total four-weekly allowance (£187.00), the Amount of Credit you are eligible for is £9310.04 (refer table above). Your Advance Payment is then £689.96 (£10,000 - £9310.04), and your payments over 5 years = 65 x £187.00 = £12155.00 APR 11.7%

Abbreviations for model descriptions

05	2005 Model year	DSG	Direct Shift gearbox (semi-automatic)	Q55	Quickshift 5 speed gearbox (semi-automatic)
06	2006 Model Year	DSI	Dual Sequential Ignition	RTL	Rear tail lift
07	2007 Model Year	Durashift EST	Semi AT (Ford vehicles only)	RW	Rear winch
08	2008 Model year	E4/EIV	Euro IV	R&W	Ramp and winch
2WD	Two-wheel drive	EFW	Electric front windows	S4	Stage four emission
2/3/4/5	2/3/4/5 doors	EGS	Electronic gearbox system	Sal	Saloon
4WD	Four-wheel drive	ELEC	Electric pack	SC	Single cab
5/6/7/8st	5/6/7/8 seater	Est	Estate	SDI	Suction diesel injection
6WS	6-way seat	EZT	Easytronic (semi-automatic)	Seq	Sequential (semi-automatic)
ABS	Anti-lock braking system	FSI	Fuel straight injection	SBS	Side-by-side
AC	Air conditioning	FVP	Forward vision panel	SH	Sport Hatchback (3 door)
AMT	Automated manual transmission (semi-automatic)	HB	Hatchback	SLS	Self-lowering suspension
AT	Automatic transmission	HFT	Hands Free Telephone (Honda vehicles only)	SN	Satellite navigation
AW	Alloy wheels	HDi	High-pressure direct injection	SR	Sunroof (manual)
CC/C+C	Coupé/Cabriolet	HR	High roof	SS	Sport saloon
Cnv	Convertible	HT	Detachable hard top	ST	Sport tourer
CDTi	Common rail diesel turbo injection	i-Shift	Semi AT (Honda vehicles only)	(ST)	Soft touch (Smart vehicles only)
CRD	Common rail diesel	JTD	Jet turbo injection	SW	Station Wagon
CRTD	Common rail turbo diesel	LF	Low floor	SWB	Short wheel base
CRDi	Common rail diesel injection	Lift up	Lift up seat	SWIVEL	Swivel seat
CVT	Continuously Variable Transmission (Automatic)	LWB	Long wheelbase	TD	Turbo diesel
DAC	Digital air conditioning	MMT	Multi-mode manual transmission	TDi	Turbo diesel injection
DC	Double cab	MP	Metallic paint	TIP	Tiptronic gearbox (can be manual and auto)
dCi	Diesel common rail injection	MPC	Multi-people carrier	VTEC	Variable valve timing & Lift electronic Control System
DFW	Drive from wheelchair	MPV	Multi-purpose vehicle	VVT	Variable Valve timing
Di-D	Direct injection diesel	MT	Manual transmission	VVTi	Variable valve timing intelligent
DPFS	Diesel particulate filter system	PA/PASS	Passenger	WW	Without winch
DR	Driver	PP	Pearlescent paint		
		PS/Bhp	Brake horse power		

If you would like a copy of this guide in large print or an alternative format, please call 0845 456 4566

Motability Operations
 City Gate House
 22 Southwark Bridge Road
 London SE1 9HB
 Telephone: 0845 456 4566
 Minicom: 0845 675 0009
 Website: www.motability.co.uk